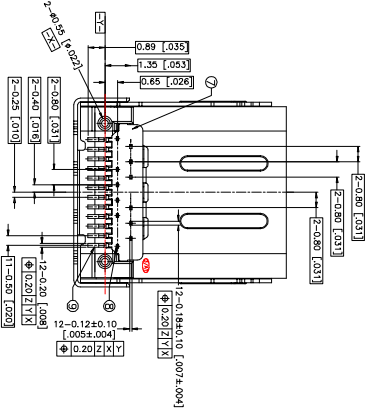
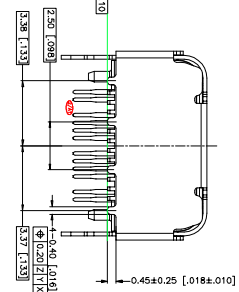
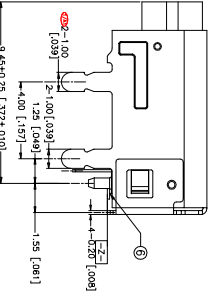
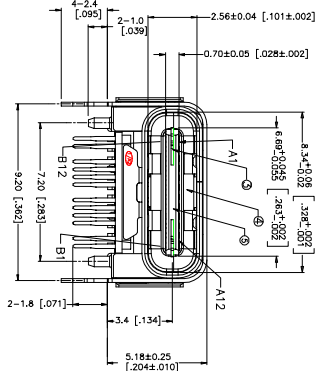
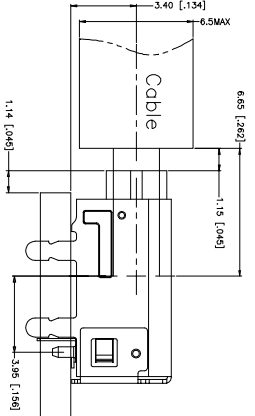
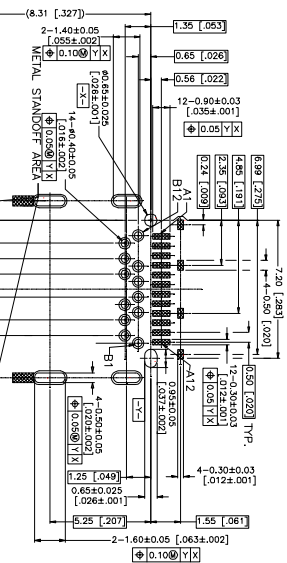
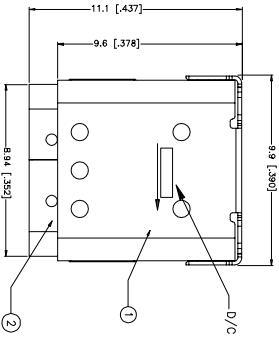


ROHS 客户图



PIN ASSIGNMENT:

Pin No.	Signal Name	Pin No.	Signal Name
A1	GND	B12	GND
A2	SSTXg1	B11	SSRXr1
A3	SSTXh1	B10	SSRXh1
A4	VBUS	B9	VBUS
A5	CC1	B8	SEU2
A6	DP1	B7	DP2
A7	DP1	B6	DP2
A8	SBu1	B5	CC2
A9	VBUS	B4	VBUS
A10	SSRXg2	B3	SSTXg2
A11	SSRXh2	B2	SSTXh2
A12	GND	B1	GND

REV.	ECN NO.	LOCATIONS	DESCRIPTION	DATE	DESIGN
A3	ECN20160120003	(1A)	修改YPL1003-01CAFP005-1的脚位尺寸	2016.01.20	王冠
B1	ECN20160811002	(1B)	整理图面, 料号更新	2016.08.11	雷永健

产品图 深圳市鑫风雷电子有限公司

NO.	DESCRIPTION	QTY.	MATERIAL	TREATMENT
①	UPPER CONTACT	12	C181100 R180	NICKEL UNDERPLATING OVERALL; PALADNIUM/NICKEL +GOLD FLASH AT CONTACT AREA; LEAD FREE TIN ALLOY BATED AT TERMINATION.
②	LOWER IM	1	LCP 10L 94V-0	MOLDED COLOR: BLACK
③	UPPER IM	1	LCP 10L 94V-0	MOLDED COLOR: BLACK
④	CENTER IM	1	LCP 10L 94V-0	MOLDED COLOR: BLACK
⑤	EWC	1	S18S904-1/2H	CLEAN
⑥	SHIELD PLATE	1	S18S904-1/2H	NICKEL PLATING OVER ALL
⑦	INNER SHELL	1	S18S904-1/2H	CLEAN
⑧	OUTER SHELL	1	S18S904-1/2H	NICKEL PLATING ONLY AT TAIL, Au AT TABS AND SOLDER TAIL

公差一览表

TOLERANCE UNLESS OTHERWISE	UNIT	SCALE	DATE
X	±0.30	X	±5°
X	±0.25	X	±2°
XX	±0.30	XX	±1°
XXX	±0.15	XXX	±0.5°

制图: 王冠
审核: 雷永健
核准: 雷永健

产品料号: XPL1003-01CAFP005-X
产品名称: TYPE C母座24P板上前插后插双壳
角法: CH=3, 4 L=11, 1脚距4.0
版本: A0