

RoHS

客户图

目錄
MAPX

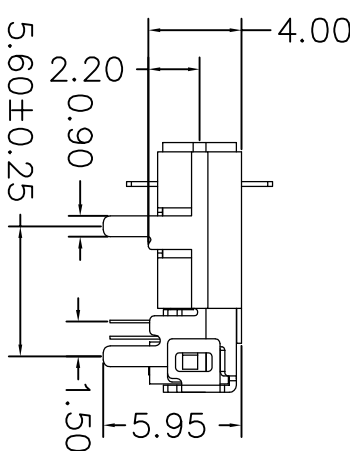
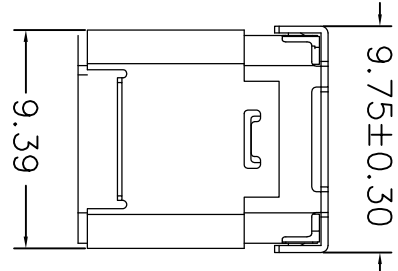
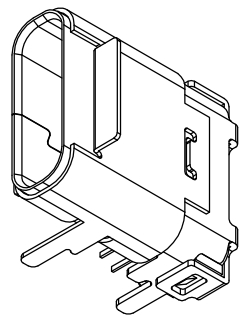
變更內容
MODIFICATION

日期
DATE

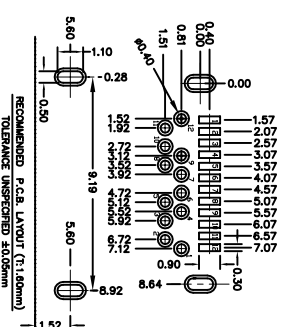
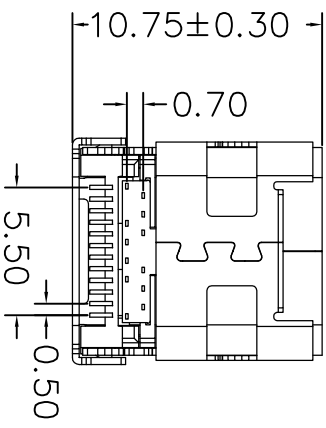
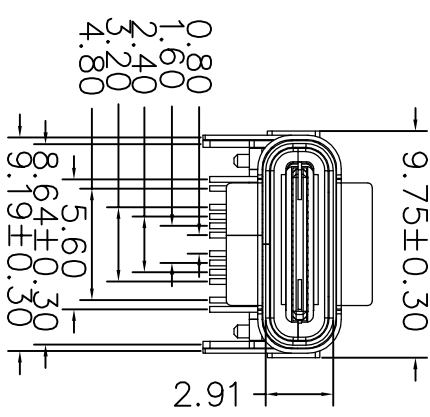
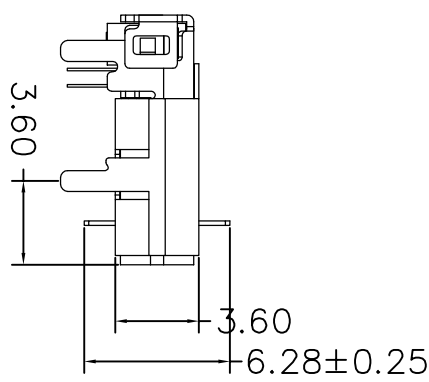
A0

NEW

09-10-20



- 备注:
- 1.1 材质: LCP+30%GF U194V-0
 - 1.2 端子: 磷铜C18140, T=0.12mm; 镍底, 镀金
 - 1.3 外壳: 不锈钢, T=0.30mm; 表面镀亮锡
 - 1.4 接地片: 不锈钢, T=0.10mm;
 - 1.5 卡片: 不锈钢, T=0.15mm;
 2. 主要特性:
 - 2.1 额定电流: 3A
 - 2.2 接触阻抗: 30mΩ MAX
 - 2.3 绝缘阻抗: 100MΩ MIN 250V DC
 - 2.4 耐压测试: 100V AC
 - 2.5 沾锡性: 温度250? C, 时间5? .5s
 - 2.6 整体插入力: 2.0kgf MAX
整体拔出力: 0.8kgf MIN
 - 2.7 使用寿命: 10000次
 - 2.8 工作温度: -30? C~+80? C



| | | | |
|-----|-------------|-----|-------------|
| A1 | GND | B12 | GND |
| A2 | SSTXP1 | B11 | SSRXP1 |
| A3 | SSTXN1 | B10 | SSRXN1 |
| A4 | VBUS | B9 | VBUS |
| A5 | CC1 | B8 | SBU2 |
| A6 | DP1 | B7 | DN2 |
| A7 | DN1 | B6 | DP2 |
| A8 | SBU1 | B5 | CC2 |
| A9 | VBUS | B4 | VBUS |
| A10 | SSRXN2 | B3 | SSTXN2 |
| A11 | SSRXP2 | B2 | SSTXP2 |
| A12 | GND | B1 | GND |
| IN | SIGNAL NMWF | PIN | SIGNAL NMWF |

产品图

深圳市鑫风雷电子有限公司

| | | | |
|----------------------------|-------|-------|--------------------|
| 公差一览表 | | 单位 | MM |
| TOLERANCE UNLESS OTHERWISE | | UNITS | MM |
| X | ±0.30 | X' | ±5' |
| X | ±0.25 | X'' | ±2' |
| XX | ±0.30 | XX' | ±1' |
| XXX | ±0.15 | XXX' | ±0.5' |
| DATE | | 日期 | 2009/10/20 |
| DRAWING | | 制图 | 王冠 |
| CHECK | | 审核 | 雷永健 |
| APPD | | 批准 | 雷永健 |
| PRODUCT NO. | | 产品名称 | |
| TYPE | | TYPE | C#母座板上前插后贴中心2.2有缺口 |
| VIEW | | 角法 | |
| VER | | 版本 | A0 |