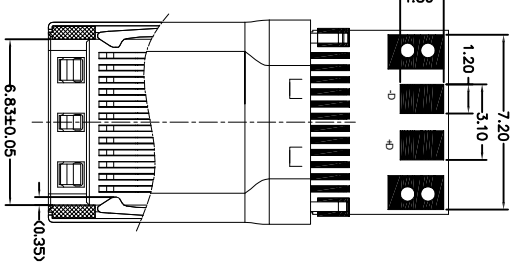
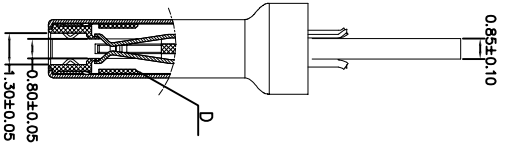
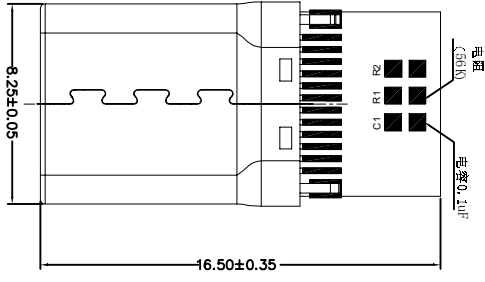
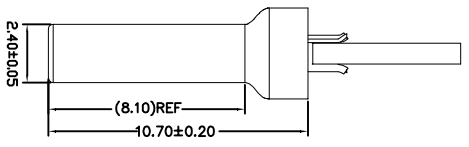
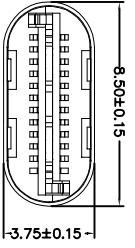


1 2 3 4 5 6 7 8 9 10

ROHS

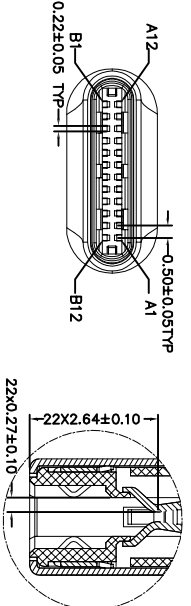
客户图

目錄 MAPX	变更内容 MODIFICATION	日期 DATE
A0	NEW	09-10-20



Pin	Level	Device	Pin	Level	Device
PinA1	GND	GND	PinB2	GND	GND
PinA2	SS17n1	SS17n1	PinB11	SSnq1	SS17n1
PinA3	SS17n1	SS17n1	PinB10	SSnq1	SS17n1
PinA4	VBUS	VBUS	PinB9	VBUS	VBUS
PinA5	ICCT	ICCT	PinB8	SBU2	SBU2
PinA6	DP1	DP1	PinB7		
PinA7	DN1	DN1	PinB6		
PinA8	SBU1	SBU1	PinB5	CC2	CC2
PinA9	VBUS	VBUS	PinB4	VBUS	VBUS
PinA10	SSnq2	SSnq2	PinB3	SS17n2	SS17n2
PinA11	SSnq2	SSnq2	PinB2	SS17n2	SS17n2
PinA12	GND	GND	PinB1	GND	GND

- 备注:
1. 材料: See Table A
 2. 电镀要求: See Table A
 3. 机械性能:
插入力: 5-20N
拔出力: 8-20N
耐久次数: 10,000次
 4. 电气性能:
接触阻抗: 40mOhms Max(Initial)
总阻抗: 100mOhms Max
额定电流:
5A for VBUS(for M4/B4/B9)
1.25A for Vcom and GND(for M/A12, B1/B5/B2)
0.25A for all other contacts.
 5. 使用物料及制程符合RoHS&RE.



6	LATCH	STAINLESS	: Ni: 50u"
5	CONTACT	COPPER ALLOY	Contact area: 5u" Solder tails: Tin80u", Ni: 30~80u"
4	molding 2	L.C.P	(Black)
3	GNDSPRING	STAINLESS	
2	Molding	L.C.P	(Black)
1	SHELL	STAINLESS	Ni: 50u"

产品图

深圳市鑫风雷电子有限公司

公差一览表		单位		制图		审核		产品料号	
TOLERANCE UNLESS OTHERWISE		UNITS		DRAWING		CHKD		PRODUCT PART NO.	
X	±0.30	X	±5°	王冠	雷永健	XFL Y012-UCAM017-X			
X	±0.25	X	±2°	王冠	雷永健				
.XX	±0.20	.XX	±1°	王冠	雷永健				
.XXX	±0.15	.XXX	±0.5°	王冠	雷永健				

日期: 2009/10/20

比例: 1:1

角法: 第三角法

版本: A0