RoHS 客户图

目錄 MAPX	设变内容 MODIFICATION	日期 DATE
A0	NEW	09-10-20

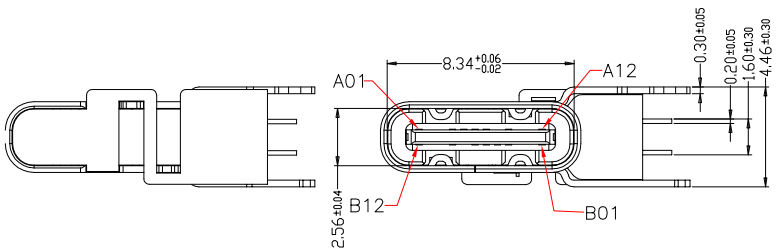

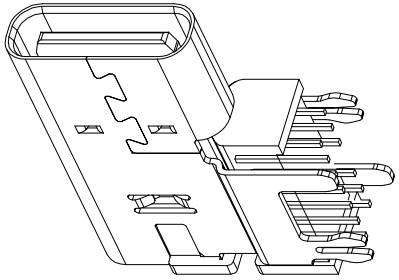

产品要求:
1. 壳子:a. 不锈钢201 T:0.30mm
   b. 电镀镍
2. 端子:a. (C1814)/铜 T:0.20mm
   b. 电镀半金锡(3u")
3. 卡勾:a. 不锈钢301 T: 0.30mm
4. 塑胶: LCP (E130I)
5. MECHANICAL:
   INSERTION: 5~20N.
   EXTRACTION: 8~20N.
   DURABILITY: 10000 CYCLES
6. ELECTRICAL:
   CURRENT: 5A MIN FOR VBUS;
   0.25A MIN FOR OTHER.
   VOLTAGE: 5VAC MAX
   WITHSTANDING VOLTAGE: 100V AC.
   CONTACT RESISTANCE: 40mΩ MAX.
   INSULATION RESISTANCE: 100MΩ MIN.

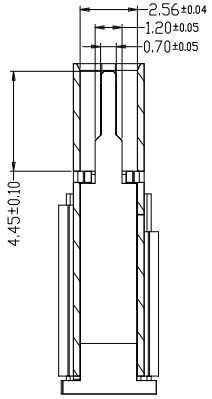

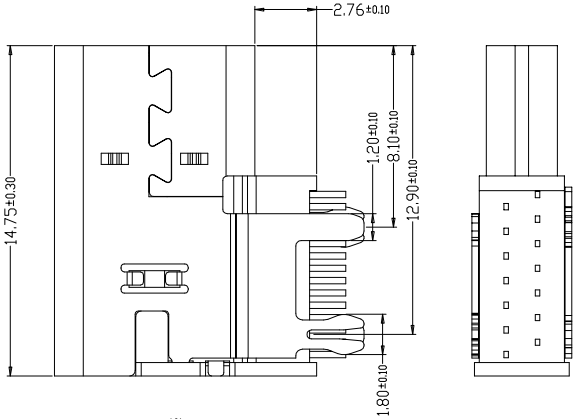

截面 2-2

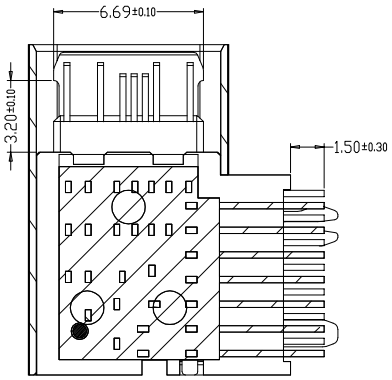

截面 3-3

PIN	SIGNAL NAME	PIN	SIGNAL NAME
A1	GND	B12	GND
A4	VBUS	B9	VBUS
A5	CC1		
A6	DP1	B7	DN2
A7	DN1	B6	DP2
		B5	CC2
A9	VBUS	B4	VBUS
A12	GND	B1	GND

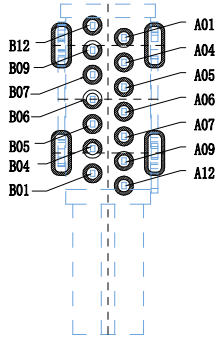

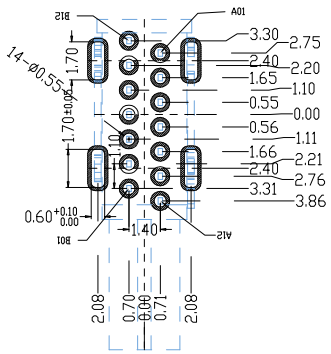

RECOMMENDED P.C.B. LAYOUT (T:1.00mm)
TOLERANCE UNSPECIFIED ±0.05mm

NO.	DESCRIPTION	MATERIAL	REMARKS	QTY
4	外壳	不锈钢	镀镍	1PCS
3	端子	高导电铜 (C1814)	半金锡 (3u")	1EST
2	塑胶主体	LCP(E130I)	黑色	1EST
1	卡勾	不锈钢	——	1EST

产品图 PRODUCT CHART DWG					
公差一览表 TOLERANCE UNLESS OTHERWISE					
X.	±0.30	X°.	±5°		
.X	±0.25	.X°	±2°		
.XX	±0.30	.XX°	±1°		
.XXX	±0.15	.XXX°	±0.5°		

深圳市鑫风雷电子有限公司

单位 UNITS	MM	制图 DRAWING	王 冠	产品料号 PRODUCT PART NO.	01012-UCAF010-X
比例 SCALE	1:1	审核 CHKD	雷永健	产品名称 PRODUCT NO.	TYPE C 14P母座侧插垫高款
日期 DATE	2009/10/20	核准 APPD	雷永健	角法 VIEW	版本 VER A0

THIS DRAWING IS PROPRIETARY TO XINFENGLEI ELECTRONIC CO.,LTD.AND SHOULD NOT BE USED WITHOUT WRITTEN PERMISSION

由 Autodesk 教育版产品制作