RoHS 客户图

REV.	ECN NO.	LOCATIONS	DESCRIPTION	DATE	DESIGN
A3	ECN20160120003	1/A3	修改XFLY003-UCAF004-1的脚位尺寸	2016.01.20	王 冠
B1	ECN20160811002	1/B1	整理图面，料号更新	2016.08.11	雷永健

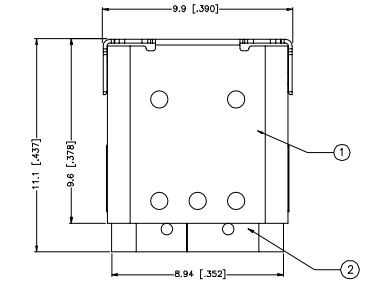

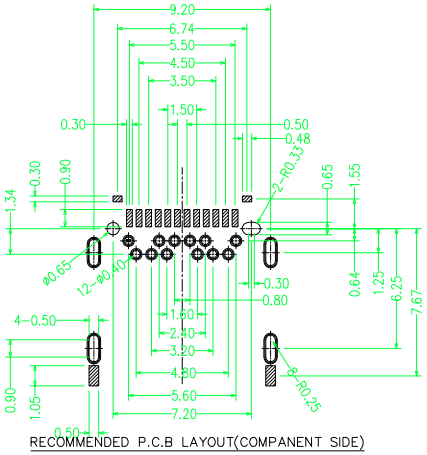

RECOMMENDED P.C.B LAYOUT(COMPANENT SIDE)

PCB THICKNESS: 2.0±0.05mm

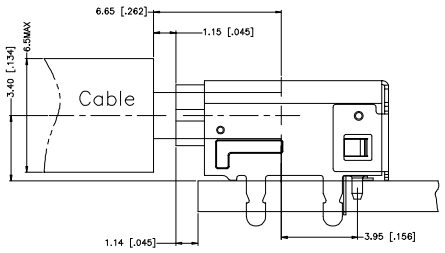

MATERIAL(材料):
1. 胶芯：LCP ,GLASS FIBER FILLED, 黑色
2. 端子：COPPY ALLOY T=0.12mm
3. 护板：不锈钢 T=0.12mm
4. 夹片：不锈钢 T=0.10mm
5. 铁壳：不锈钢（t=0.30mm)
6. 外壳：不锈钢（t=0.20mm)

FINISH(电镀)：
端子：接触区钯镍30u"+金2U",焊接区雾锡120u" Min.,镍底80u" MIN
铁壳：整体镀可焊镍80u" MIN

ELECTICAL(电气性能)：
1.CONTACT RESISTANCE : 40 Milliohm MAX.
接触电阻：40 Milliohm MAX.
2.DIELECTRIC WITHSTANDING VOLTAGE: AC 100V/MINUTE
耐电压：AC 100V/MINUTE
3.INSULATION RESISTANCE: 100 Megohms MIN.
绝缘电阻：100 Megohms MIN

MECHANICAL(机械性能)：
1.MATING FORCE: 5-20N MAX.
插入力：5-20N MAX.
2.UNMATING FORCE: 8-20N MIN.
拔出力：8-20N MIN
3.DURABILITY: 10000 CYCLES
耐久：10000 次

Marked "ⓐ" should be FAI DIM,
标记"ⓐ"是FAI尺寸
Marked "▽" should be major Control and first inspection DIM.
标记"▽"是首件检验尺寸

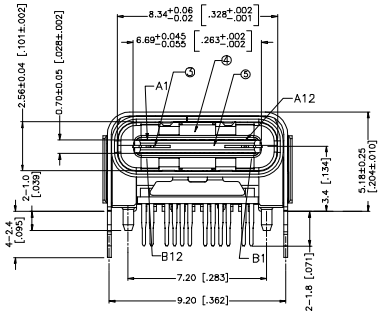

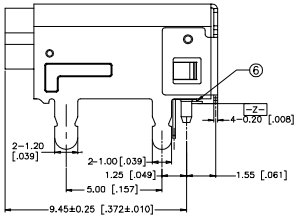

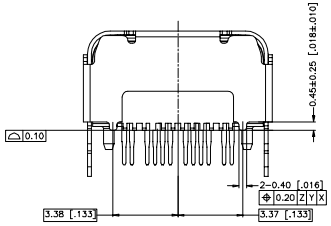

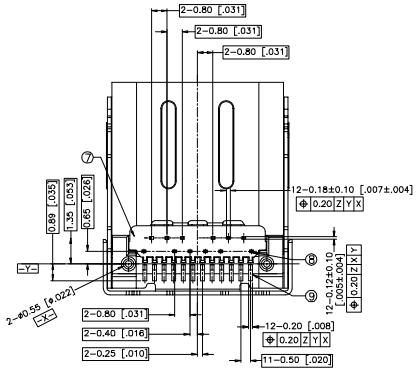

PIN ASSIGNMENT:

Pin No.	Signal Name	Pin No.	Signal Name
A1	GND	B12	GND
A2	SSTXp1	B11	SSRXp1
A3	SSTXn1	B10	SSRXn1
A4	VBUS	B9	VBUS
A5	CC1	B8	SBU2
A6	Dp1	B7	Dn2
A7	Dn1	B6	Dp2
A8	SBU1	B5	CC2
A9	VBUS	B4	VBUS
A10	SSRXn2	B3	SSTXn2
A11	SSRXp2	B2	SSTXp2
A12	GND	B1	GND

NO.	DESCRIPTION	QTY.	MATERIAL	TREATMENT
⑨	UPPER CONTACT	12	C18400 R480	NICKEL UNDERPLATING OVERALL; PALLADIUM/NICKEL +GOLD FLASH AT CONTACT AREA; LEAD FREE TIN ALLOY PLATED AT TERMINATION.
⑧	LOWER CONTACT	12		
⑦	LOWER IM	1	LCP UL 94V-0	MOLDED COLOR: BLACK.
⑥	UPPER IM	1	LCP UL 94V-0	MOLDED COLOR: BLACK.
⑤	CENTER IM	1	LCP UL 94V-0	MOLDED COLOR: BLACK.
④	EMC	1	SUS304-1/2H	CLEAN
③	SHIELD PLATE	1	SUS304-1/2H	NICKEL PLATING OVER ALL.
②	INNER SHELL	1	SUS304-1/2H	CLEAN
①	OUTER SHELL	1	SUS304-1/2H	NICKEL PLATING ONLY AT TAIL, Au AT TABS AND SOLDER TAIL.

产品图
PRODUCT CHART DWG

公差一览表
TOLERANCE UNLESS OTHERWISE

X.	±0.30	X°.	±5°
.X	±0.25	.X°	±2°
.XX	±0.30	.XX°	±1°
.XXX	±0.15	.XXX°	±0.5°

深圳市鑫风雷电子有限公司

单位 *UNITS*	MM	制图 *DRAWING*	王 冠	产品料号 *PRODUCT PART NO.*	25003-UCAF006-X
比例 *SCALE*	1:1	审核 *CHKD*	雷永健	产品名称 *PRODUCT NO.*	TYPE C母座24P板上前插后贴双壳 CH=3.4 L=11.1脚位5.0
日期 *DATE*	2009/10/20	核准 *APPD*	雷永健	角法 *VIEW*	版本 *VER* A0

THIS DRAWING IS THE PROPRIETARY TO XINFENGLEI ELECTRONIC CO.,LTD.AND SHOULD NOT BE USED WITHOUT WRITTEN PERMISSION

由 Autodesk 教育版产品制作