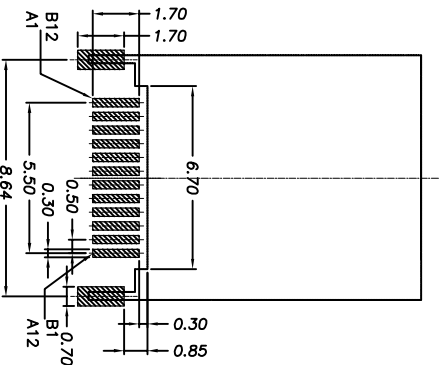
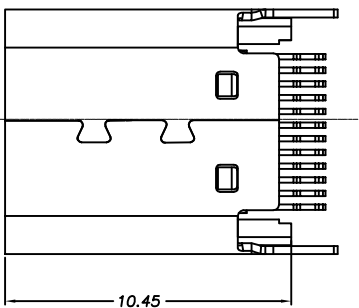
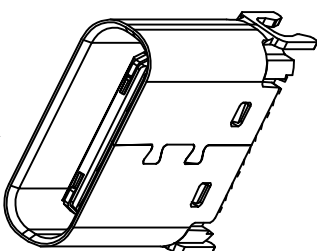
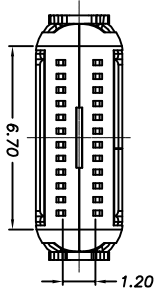
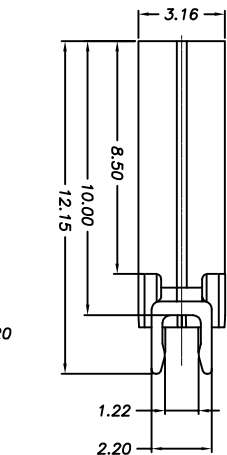
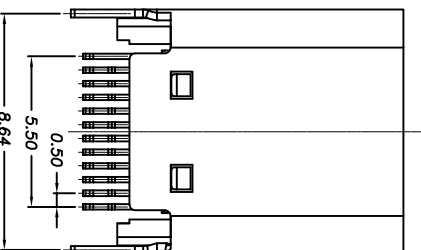
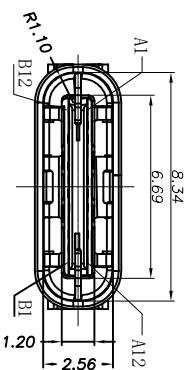


RoHS 客户图



RECOMMENDED P.C.B. LAYOUT (1:1.20mm)

A1	GND	B12	GND
A2	SSTXP1	B11	SSRXP1
A3	SSTXN1	B10	SSRXN1
A4	VBUS	B9	VBUS
A5	CC1	B8	SBU2
A6	DP1	B7	DN2
A7	SBU1	B6	DP2
A8	SBU1	B5	CC2
A9	VBUS	B4	VBUS
A10	SSRXN2	B3	SSTXN2
A11	SSRXP2	B2	SSTXP2
A12	GND	B1	GND
PIN	SIGNAL NAME	PIN	SIGNAL NAME



目錄 MAPX	變更內容 MODIFICATION	日期 DATE
A0	NEW	09-10-20

- NOTE:
- 1.MATERIAL SPECIFICATION:
 - 1.HOUSING:HIGH TEMPERATURE RESISTANT PLASTIC,U194 V-0.
 - 2.CONTACTS:COOPER ALLOY
 - 3.MID PLATE: STAINLESS STEEL
 - 4.FRONT SHELL: STAINLESS STEEL

- 2-1.PLATING SPECIFICATION:
 - 2-1-1.CONTACTS:
 - NI 50u" MIN. UNDER PLATED OVER ALL.
 - AU PLATED ON THE FUNCTIONAL AREA OF CONTACT.
 - (GOLD PLATING THICKNESS FOLLOW THE P/N)
- 2-2.FRONT SHELL:
 - NI 30u" MIN. UNDER PLATED OVER ALL.
- 2-3.MID PLATE:
 - CLEAR ONLY

- 3.MECHANICAL PERFORMANCE.
 - 3-1.INSERTION FORCE: 0.5~2.0kgf.
 - 3-2.REMOVAL FORCE: 0.8kgf~2.0kgf.
 - 3-3.DURABILITY: 10000 CYCLES.
- 4.ELECTRICAL PERFORMANCE.
 - 4-1. CURRENT RATING:5.0A
 - VOLTAGE RATING:5.0V

- 4-2. LCLR:
 - VBUS & GND PINS AND OTHER PINS: 40mΩ/PIN MAX.
 - SHIELD: 50mΩ/MAX.
 - LCLR MAX. CHANGE OF ALL PINS: 10mΩ.
- 4-3.INSULATION RESISTANCE: 100MΩ MIN
- 4-4.DIELECTRIC WITHSTAND VOLTAGE:AC 100V FOR 1 MINUTE.
5. ENVIRONMENTAL PERFORMANCE:
 - OPERATING TEMPERATURE: -25℃~+85℃.
 - 6.IR REFLOW:
 - THE PEAK TEMPERATURE ON THE BOARD SHALL BE MAINTAINED FOR 10 SECONDS AT 260°C.

产品图

PRODUCT CHART DWG

深圳市鑫风雷电子有限公司

公差一览表 TOLERANCE UNLESS OTHERWISE		单位 UNITS	MM	制图 DRAWING	王冠	产品料号 PRODUCT PART NO.	24001-UCAF030-X
X	±0.30	X	±0.5'	审核 CHKD	雷永健	产品名称 PRODUCT NO.	TYPE C母座24P母座夹板1.2 L=10.45
.XX	±0.30	.XX	±2'	核准 APPD	雷永健	角法 VIEW	
.XXX	±0.15	.XXX	±0.5'	日期 DATE	2009/10/20	版本 VER	A0