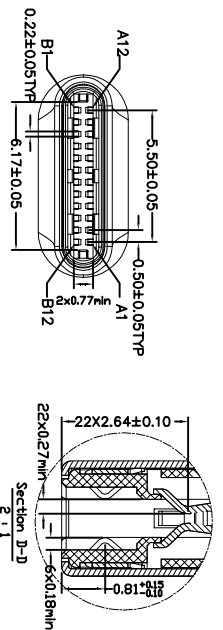
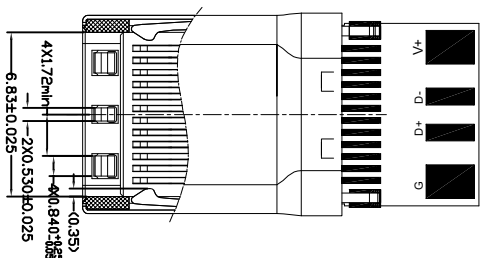
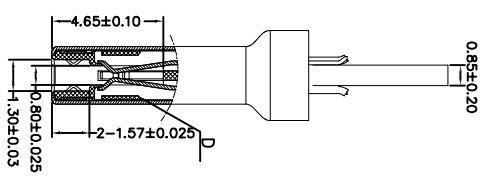
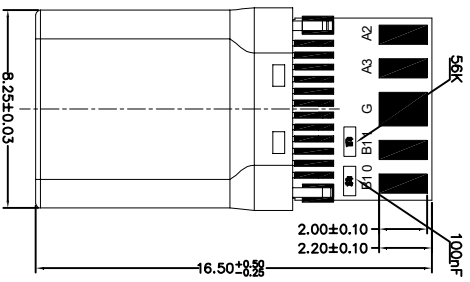
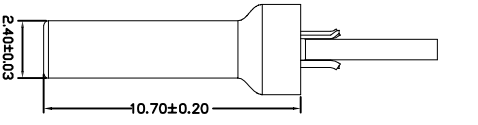
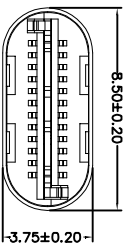


ROHS 客户图

7	目錄 MAPX	8	變更內容 MODIFICATION	9	日期 DATE
	A0		NEW		09-10-20



备注:

1. 材料: See Table A
2. 电镀要求: See Table A
3. 插针特性: See Table A
4. 插入力: 5-20N
拔出力: 8-20N, 1000次插拔后 (6-20N)
耐久寿命: >10,000次
5. 电气特性: 插针阻抗: 40ohms Max(Initial)
Someohms Max(after)
绝缘阻抗: 1000ohms Min
额定电压: 5A For VBUS for M/A9, B1/B7/B9
1.25A for Vcom and COM for A1/A12, B1/B5/B12
0.25A for all other contacts.
6. 环保特性: 无卤素测试, 6级光亮, 85°C, 400h 露铜位表面无氧化
工作温度: -55°C~80°C
7. 使用物料及制程符合RoHS&HF.

Pin Number	host	device	Pin Number	host	device
PinA1	GND	GND	PinB12	GND	GND
PinA2	SSTxp1	SSTxp1	PinB11	SSRxp1	SSRxp1
PinA3	SSTxm1	SSTxm1	PinB10	SSRxm1	SSRxm1
PinA4	VBUS	VBUS	PinB9	VBUS	VBUS
PinA5	CC1	CC1	PinB8	SBU2	SBU2
PinA6	DPI	DPI	PinB7		
PinA7	DNI	DNI	PinB6		
PinA8	SBU1	SBU1	PinB5	CC2	CC2
PinA9	VBUS	VBUS	PinB4	VBUS	VBUS
PinA10	SSRxp2	SSRxp2	PinB3	SSTxm2	SSTxm2
PinA11	SSRxp2	SSRxp2	PinB2	SSTxp2	SSTxp2
PinA12	GND	GND	PinB1	GND	GND

6	LATCH	STAINLESS	: Ni: 50u"
5	CONTACT	COPPER ALLOY	Contact area: 5u", Solder tails: Tin80u", Ni: 30~80u"
4	molding 2	L.C.P	(Black)
3	GNDSPRING	STAINLESS	
2	Molding	L.C.P	(Black)
1	SHELL	STAINLESS	Ni: 50u"

产品图
PRODUCT CHART DWG

公差一览表	
TOLERANCE UNLESS OTHERWISE	公差
X	±0.30
X	±0.25
.XX	±0.20
.XXX	±0.15

深圳市鑫风雷电子有限公司

单位 UNITS	MM
比例 SCALE	1:1
日期 DATE	2009/10/20
制图 DRAWING	王冠
审核 CHKD	雷永健
批准 APPD	雷永健
产品料号 PRODUCT PART NO.	25012-UCAM009-X
产品名称 PRODUCT NO.	TYPE C公头拉伸壳C-3数据板56K
角法 VIEW	
版本 VER	A0