RoHS 客户图

目錄 MAPX	设变内容 MODIFICATION	日期 DATE
A0	NEW	09-10-20

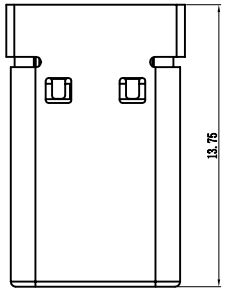

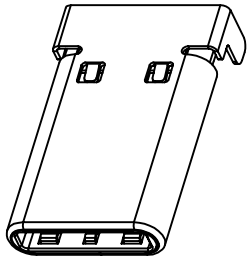

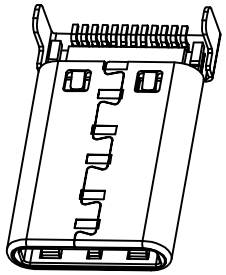

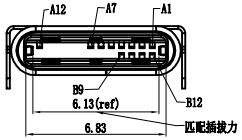

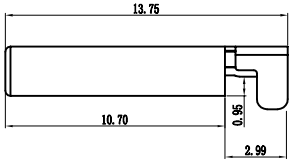

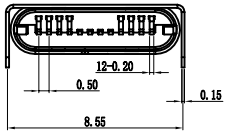

NOTES:

1. UNLESS OTHERWISE SPECIFIED, ALL TOLERANCES FOLLOW DRAWING COMMON STANDARD.
2. Material:
   Contacts: Copper Alloy, Thickness = 0.15±0.01mm.
   HOUSING: LCP+ 30% G.F, UL94V-0 COLOR: BLACK
   Shell: STEEL ALLOY , THICKNESS = 0.20±0.01mm
   SHIELD CONTACT : STEEL ALLOY , THICKNESS = 0.40±0.01mm
3. Electrical:
   Current-max[amps]: 5A Max For Vbus/GND PIN;
   0.9A Max For Other PIN.
   Withstanding Voltage: 100V AC R.M.S
   Contact Resistance [ohms]: 40mΩ Max.For Initial 10mΩ.Change Afier Test.Measure AT 20mV,100mA
   Insulation Resistance [ohms]: 100 mΩ min.
4. MECHANICAL CHARACTERISTICS:
   Mating force: 5~20N
   Unmated Force: 8~20N After test.
   Durability: 10000 cycles min.
5. Plating:
   Contacts: SEE TABLE Au plated on contact area,
   Bright Tin plating 50U"Min on solder area
   Nickel Under plating 50u"Min over all
   Shell : plating 20~50U"Nickel over
6. Environmental
   Temperature Range: -55° C~+85° C
7. LEAD-FREE AND ROHS COMPLIANT PRODUCT
4. ▼SHOW CRITICAL DIMENSION.

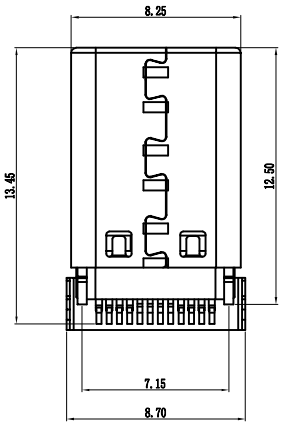

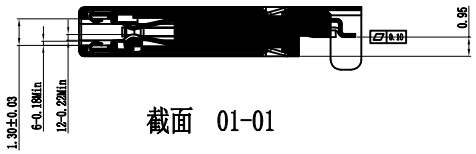

截面 01-01

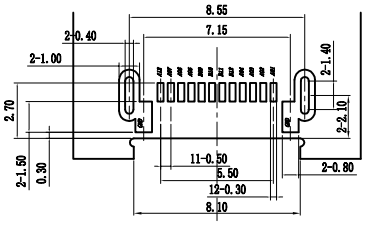

Recommended top mount P.C.B Layout

Tolerance ±0.05

Pin Number	host	device	Pin Number	host	device
PIN A1	GND	GND	PIN B12	GND	GND
PIN A2	SSTXp1	SSTXp1	PIN B11	SSRXp1	SSRXp1
PIN A3	SSTXn1	SSTXn1	PIN B10	SSRXn1	SSRXn1
PIN A4	VBUS	VBUS	PIN B9	VBUS	VBUS
PIN A5	CC1	CC1	PIN B8	SBU2	SBU2
PIN A6	Dp1	Dp1	PIN B7	Dn2	Dn2
PIN A7	Dn1	Dn1	PIN B6	Dp2	Dp2
PIN A8	SBU1	SBU1	PIN B5	CC2	CC2
PIN A9	VBUS	VBUS	PIN B4	VBUS	VBUS
PIN A10	SSRXn2	SSRXn2	PIN B3	SSTXn2	SSTXn2
PIN A11	SSRXp2	SSRXp2	PIN B2	SSTXp2	SSTXp2
PIN A12	GND	GND	PIN B1	GND	GND

NO	DESCRIPTION	QTY	MATERIAL	PLATING & COLOR	盐雾	PACKAGING
G	EMI	2	SUS304 T=0.10	---	48H	Reel
F	CONTACT	12	C5210 T=0.10	[G/F] Au PLATED /80u"Sn/50u" Ni Plated		
E	TOP COVER	1	LCP+30%GF,UL 94V-0	BLACK		
D	BOTTOM COVER	1	LCP+30%GF,UL 94V-0	BLACK		
C	GND PIN	1	SUS301 T=0.20	30u" Nickel Plated		
B	CONTACT	12	C5210 T=0.15	[G/F] Au PLATED /80u"Sn/50u" Ni Plated		
A	SHELL	1	SUS301 T=0.20	30u" Nickel Plated		

产品图 PRODUCT CHART DWG

公差一览表 TOLERANCE UNLESS OTHERWISE

X.	±0.30	X°.	±5°
.X	±0.25	.X°	±2°
.XX	±0.30	.XX°	±1°
.XXX	±0.15	.XXX°	±0.5°

深圳市鑫风雷电子有限公司

单位 UNITS	MM	制图 DRAWING	王 冠	产品料号 PRODUCT PART NO.	26010-UCAM007-X
比例 SCALE	1:1	审核 CHKD	雷永健	产品名称 PRODUCT NO.	TYPE C公头铆合式沉板单排SMT 12P
日期 DATE	2009/10/20	核准 APPD	雷永健	角法 VIEW	版本 VER: A0

THIS DRAWING IS PROPRIETARY TO XINFENGLEI ELECTRONIC CO.,LTD.AND SHOULD NOT BE USED WITHOUT WRITTEN PERMISSION

由 Autodesk 教育版产品制作