

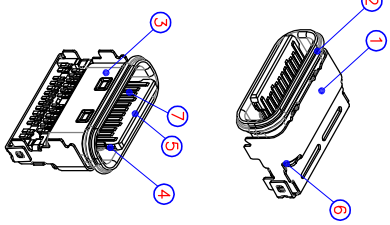
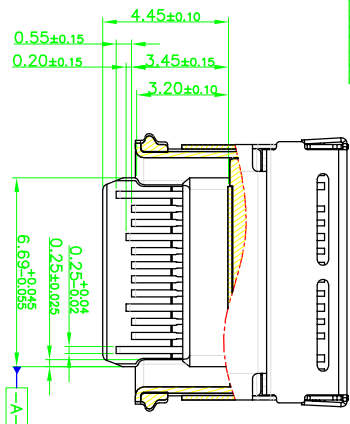
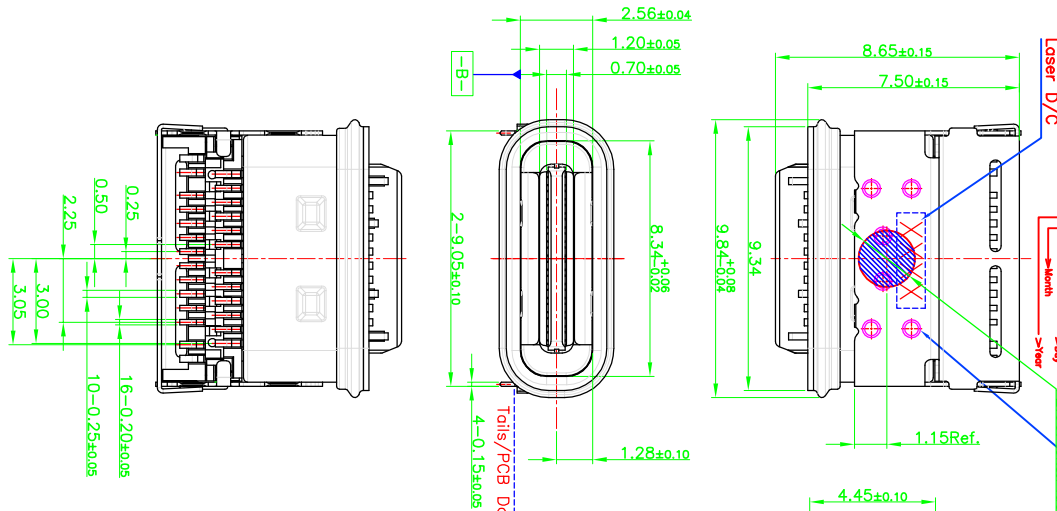
# ROHS 客户图

目錄 MAPX A0	設定內容 MODIFICATION NEW	日期 DATE 18-06-05
------------------	-----------------------------	------------------------

DATE CODE SPECIFICATIONS:



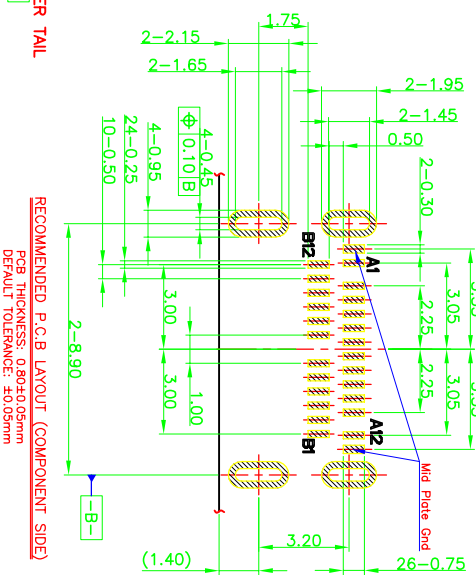
Laser solder(positive and negative)



Tails/PCB Datum Surface

ALL SOLDER TAIL  
0.08

RECOMMENDED P.C.B LAYOUT (COMPONENT SIDE)  
PCB THICKNESS: 0.80±0.05mm  
DEFAULT TOLERANCE: ±0.05mm



SPECIFICATION:

- 1. ELECTRICAL CHARACTERISTICS:
  - 1.1 CURRENT RATING: 5A
  - 1.2 CONTACT RATED VOLTAGE: 30V AC
  - 1.3 TEMPERATURE RANGE: -40 °C ~ 85 °C
  - 1.4 CONTACT RESISTANCE: 40 MILLIONHM MAX.
  - 1.5 DIELECTRIC WITHSTANDING VOLTAGE: 100 VAC r.m.s
  - 1.6 INSULATION RESISTANCE: 100 MEGOHMS MIN.
- 2. MECHANICAL CHARACTERISTICS
  - 2.1 INSERTION FORCE: Initial: 8~20N; Durability: 6~20N(10000cycles);
  - 2.2 EXTRACTION FORCE: Initial: 8~20N; Durability: 6~20N(10000cycles);
  - 2.3 DURABILITY: 10,000CYCLES
  - 3.2. IR REFLOW: THE PEAK TEMPERATURE ON THE BOARD SHALL BE MAINTAINED FOR 10 SECONDS AT 260°C.

## 产品图

PRODUCT CHART DWG

## 深圳市鑫风雷电子有限公司

### 公差一览表

TOLERANCE UNLESS OTHERWISE	UNIT
X	±0.30
XX	±0.20
XXX	±0.15

### 制图

UNIT	DRAWING	DATE	SCALE	REVISION	APPROVAL	VERSION
MM	王冠	2009/10/20	1:1	雷永健	雷永健	A0

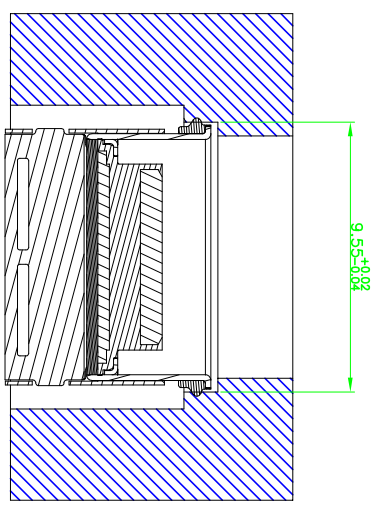
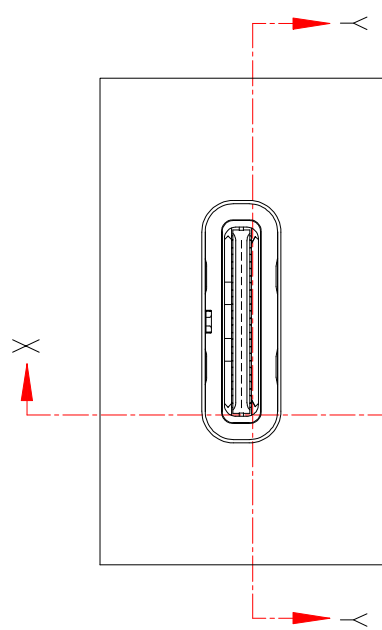
Item	PART NAME	QTY	Material	Treatment
⑧	GLUE	1	SILICONE	Black
⑦	CONTACT	1	Copper alloy	Ni plating on the soldering area Au plating on contact area Au plating on soldering area
⑥	CLAMP	2	SUS	N/A
⑤	I/M HOUSING	1	Thermoplastic	Black
④	PLATE	1	SUS	Ni plating on the soldering area
③	SHELL	1	SUS	N/A
②	O-RING	1	SILICONE	N/A
①	CLIP	1	SUS	Ni plating on the soldering area

# RoHS

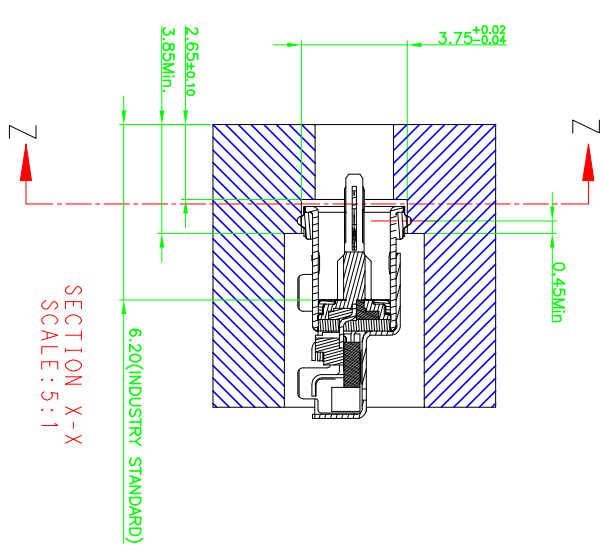
# 客户图

目錄 MAPX A0	變更內容 MODIFICATION NEW	日期 DATE 18-06-05
------------------	-----------------------------	------------------------

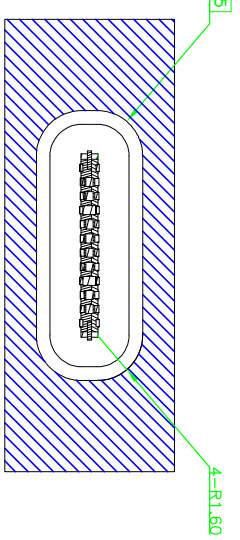
RECOMMENDED OPENING DIMENSIONS  
OF CASE MATING AREA WITH  
SEALING RING



SECTION Y-Y  
SCALE: 5:1



SECTION X-X  
SCALE: 5:1



SECTION Z-L  
SCALE: 5:1

## 产品图

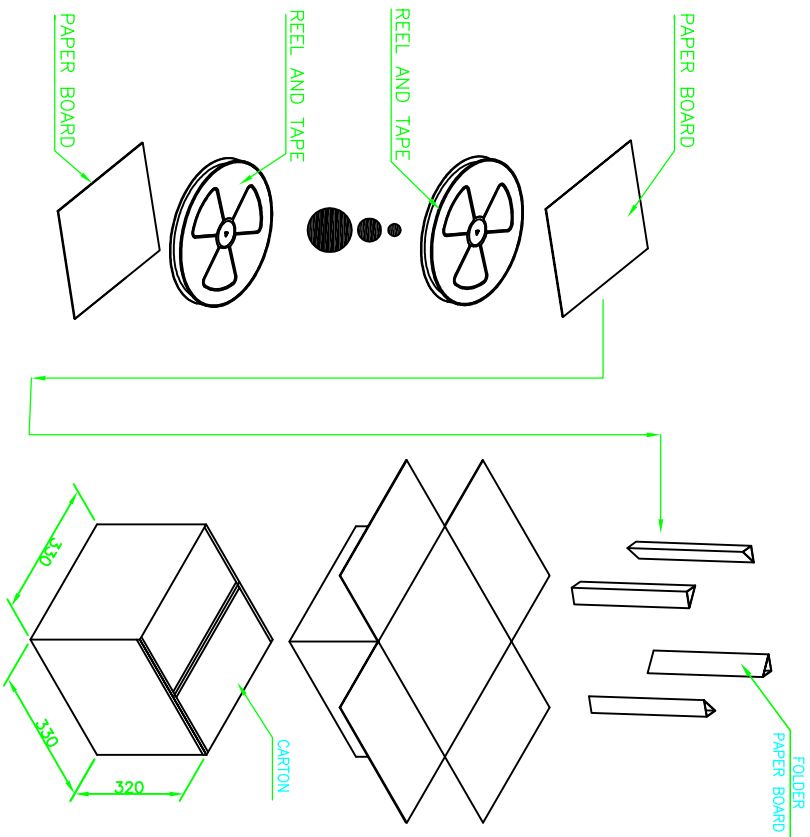
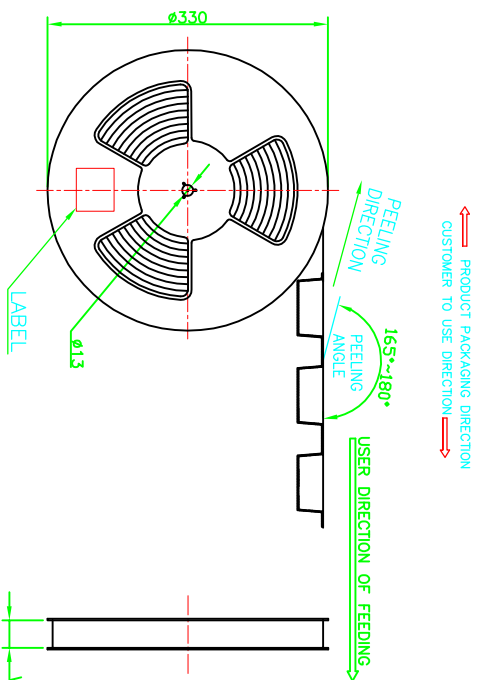
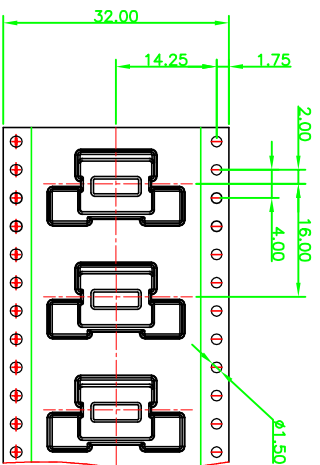
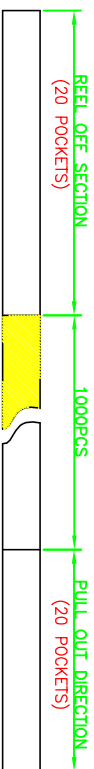
## 深圳市鑫风雷电子有限公司

公差一览表		单位		制图		产品料号	
TOLERANCE UNLESS OTHERWISE		UNITS		DRAWING		PRODUCT PART NO.	
X	±0.30	X'	±5°	王冠	01013-UCAF001-X	TYPE C 24板上插座 (密封外罩-双层外壳焊接IP68防水)	
X	±0.25	X''	±2°	雷永健			
XX	±0.20	XX'	±1°	审核			
XXX	±0.15	XXX'	±0.5°	批准			
日期		日期		角法		版本	
DATE		DATE		VIEW		VER	
2009/10/20		2009/10/20		A0		A0	

# ROHS

# 客户图

目錄 MAPX A0	變更內容 MODIFICATION NEW	日期 DATE 18-06-05
------------------	-----------------------------	------------------------



CONN. PART NO.	CONN. QTY./REEL	REEL QTY./CARTON	CONN. QTY./CARTON
01013-UCAF001-X	1000	10	10000 PCS

产品图  
PRODUCT CHART DWG

公差一览表  
TOLERANCE UNLESS OTHERWISE

公差	单位	比例	日期	制图	审核	产品料号	产品名称	角法	版本
±0.30	MM	1:1	2009/10/20	王冠	雷永健	01013-UCAF001-X	TYPE C 24板上插座 (5针外置-双层外壳带锁扣版本)		A0
±0.25									
±0.20									
±0.15									

深圳市鑫风雷电子有限公司