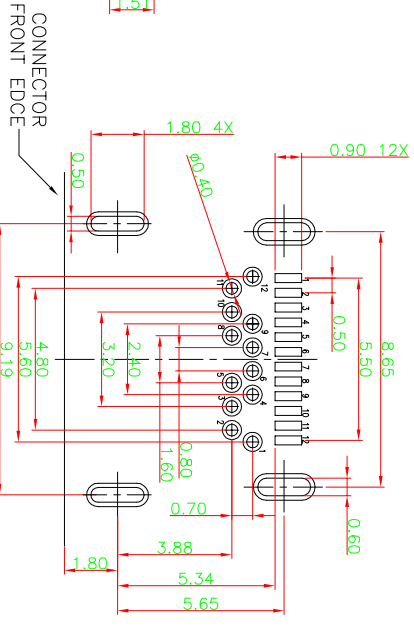
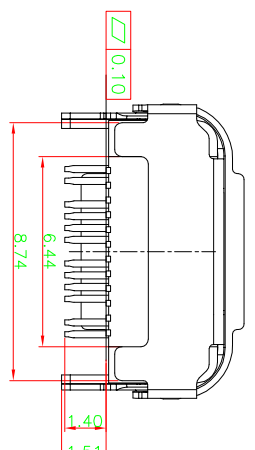
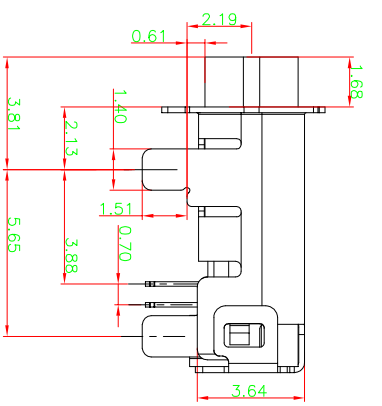
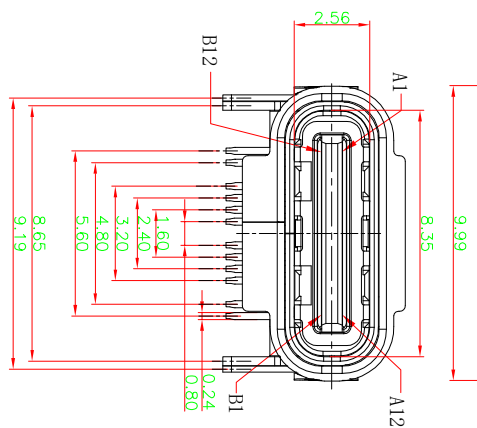
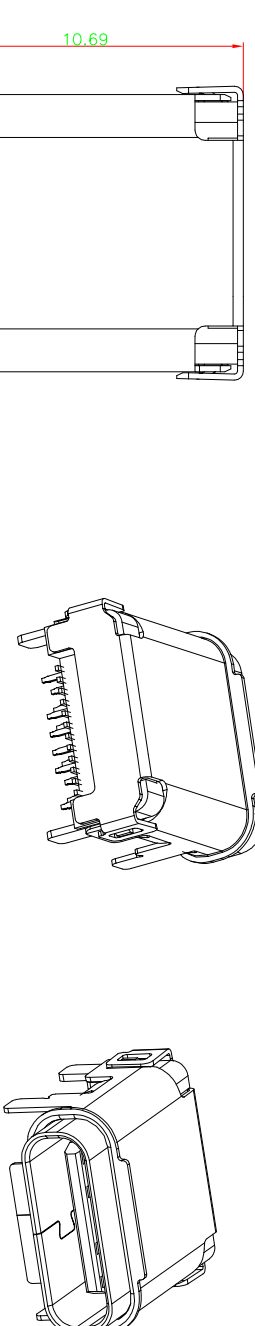
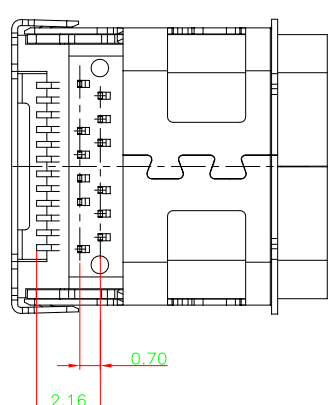


# RoHS 客户图

目錄 MAPX	變更內容 MODIFICATION	日期 DATE
A0	NEW	09-10-20



CONNECTOR FRONT EDGE  
RECOMMENDED P.C.B. LAYOUT (1:1.00mm)  
TOLERANCE UNSPECIFIED ±0.05mm



A1	GND	B12	GND
A2	SSTXP1	B11	SSRXP1
A3	SSTXN1	B10	SSRXN1
A4	VBUS	B9	VBUS
A5	CC1	B8	SBU2
A6	DP1	B7	DN2
A7	DN1	B6	DP2
A8	SBU1	B5	CC2
A9	VBUS	B4	VBUS
A10	SSRXN2	B3	SSTXN2
A11	SSRXP2	B2	SSTXP2
A12	GND	B1	GND
PIN	SIGNAL NAME	PIN	SIGNAL NAME

6	SHELL	STAINLESS STEEL	NI Plated	1PCS
5	SHIELDING PLATE	STAINLESS STEEL	---	1PCS
4	MD	HIGH TEMPERATURE PLASTIC	BLACK	1PCS
3	CONTACT	COOPER ALLOY	Au/Ni Plated	1SET
2	CONTACT	COOPER ALLOY	Au/Ni Plated	1SET
1	HOUSING	HIGH TEMPERATURE PLASTIC	BLACK	1PCS
NO.	DESCRIPTION	MATERIAL	REMARKS	QTY

## 深圳市鑫风雷电子有限公司

### 产品图

PRODUCT CHART DWG

公差一览表		单位		制图		产品料号	
TOLERANCE UNLESS OTHERWISE		UNITS		DRAWING		PRODUCT NO.	
X	±0.30	X	±5°	王冠	12011-UCAP008-X	TYPE C 24P母座板上前插层	
A11	±0.25	X	±2°	雷永健		TYPE C 24P母座板上前插层	
A12	±0.30	XX	±2°	雷永健		TYPE C 24P母座板上前插层	
PIN	±0.15	XXX	±0.5°	雷永健		TYPE C 24P母座板上前插层	
DATE		SCALE		核校		角法	
2009/10/20		1:1		APPD		VIEW	
				版本		A0	