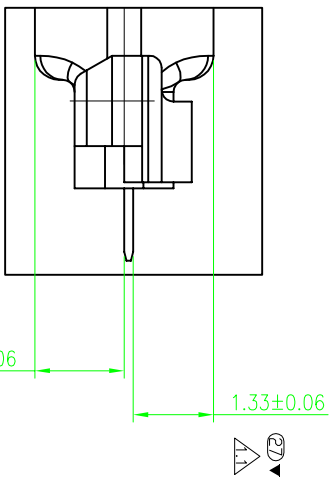
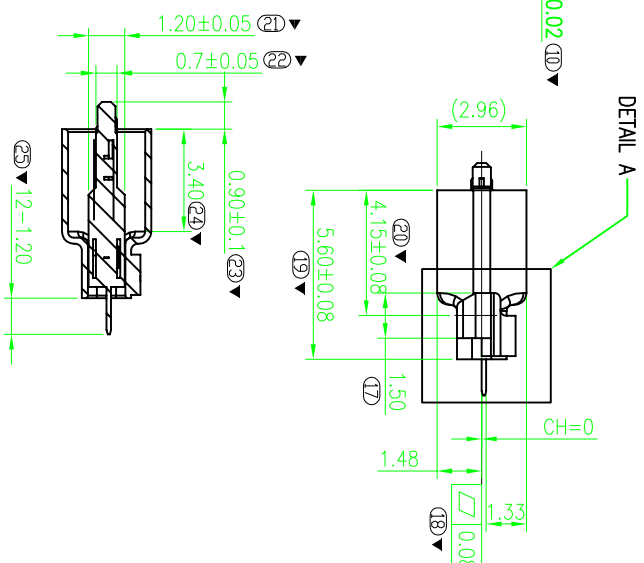
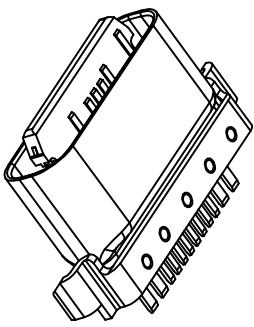
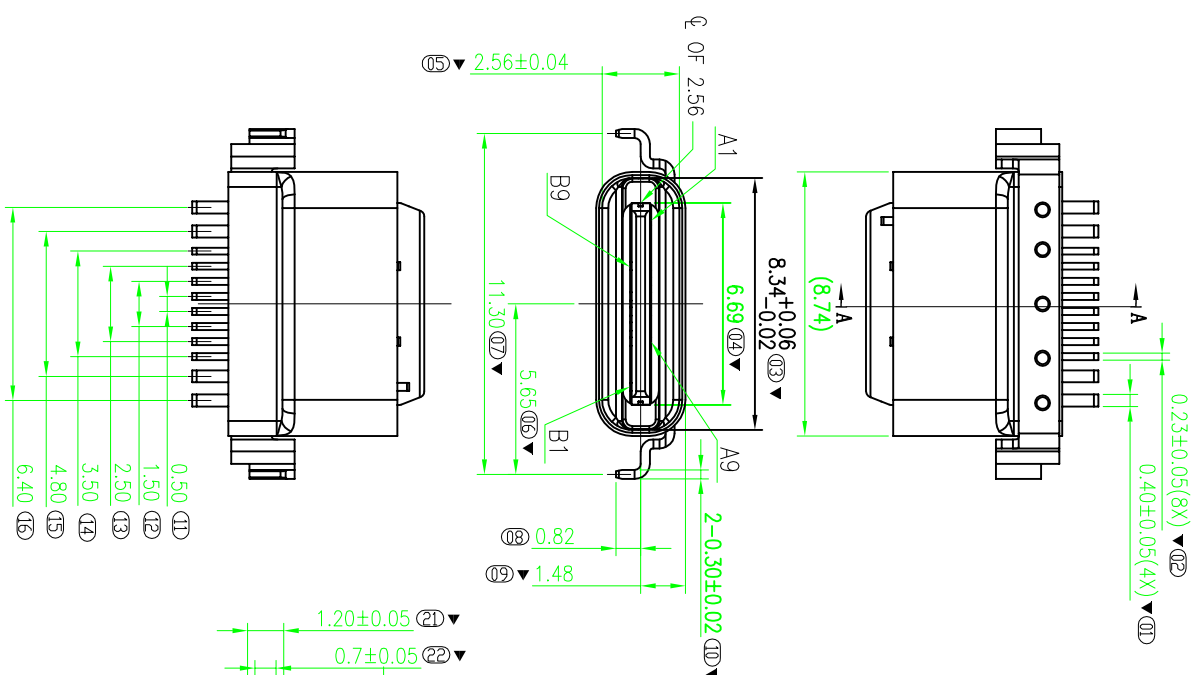


|                  |                             |                        |
|------------------|-----------------------------|------------------------|
| 目錄<br>MAPX<br>A0 | 變更內容<br>MODIFICATION<br>NEW | 日期<br>DATE<br>09-10-20 |
|------------------|-----------------------------|------------------------|



- NOTES:
- MATERIAL:
    - HOUSING:SEE TABLE ORDERING INFORMATION
    - CONTACTS:Copper Alloy
    - SHELL:Stainless steel
  - ELECTRICAL CHARACTERISTICS:
    - CONTACT RESISTANCE:40mΩ Max FOR INTAL.
    - CONTACT CHANGE AFTER TEST. MEASURE at 20mv, 100ma. 10mΩ CHANGE AFTER TEST. MEASURE at 20mv, 100ma. 10mΩ CHANGE AFTER TEST. MEASURE at 20mv, 100ma. 10mΩ CHANGE AFTER TEST. MEASURE at 20mv, 100ma.
    - CONTACT CURRENT RATING:3A FOR VBUS PIN;1.25A FOR VCONN and GND PIN;0.25A FOR all THE OTHER PIN.
    - CLTAGE RATING:30V
    - DIELECTRIC WITHSTANDING VOLTAGE:100 V R.M.S.
    - INSULATION RESISTANCE 100 MEGOHMS MIN
  - MECHANICAL PERFORMANCE:
    - INSERT FORCE:0.51-2.04Kg
    - EXTRACT FORCE:0.82-2.04Kg
    - AFTER DURABILITY:0.61-2.04Kg
    - DURABILITY:10000 CYCLES
  - ENVIRONMENTAL:
    - OPERATION TEMPERATURE : -20°C to +85°C

SECTION A-A

深圳市鑫风雷电子有限公司  
Shenzhen xinfenglei Electronic Co.,

|                            |       |      |       |                        |  |
|----------------------------|-------|------|-------|------------------------|--|
| PRODUCT CHART DWG          |       | 圖號   |       | 24001-UCAF042-A        |  |
| TOLERANCE UNLESS OTHERWISE |       | 縮尺   |       | TYPE C 12P 沉板居中舌片外露1.0 |  |
| X                          | ±0.30 | X'   | ±5°   |                        |  |
| X                          | ±0.25 | X''  | ±2°   |                        |  |
| XX                         | ±0.30 | XX'  | ±1°   |                        |  |
| XXX                        | ±0.15 | XXX' | ±0.5° |                        |  |

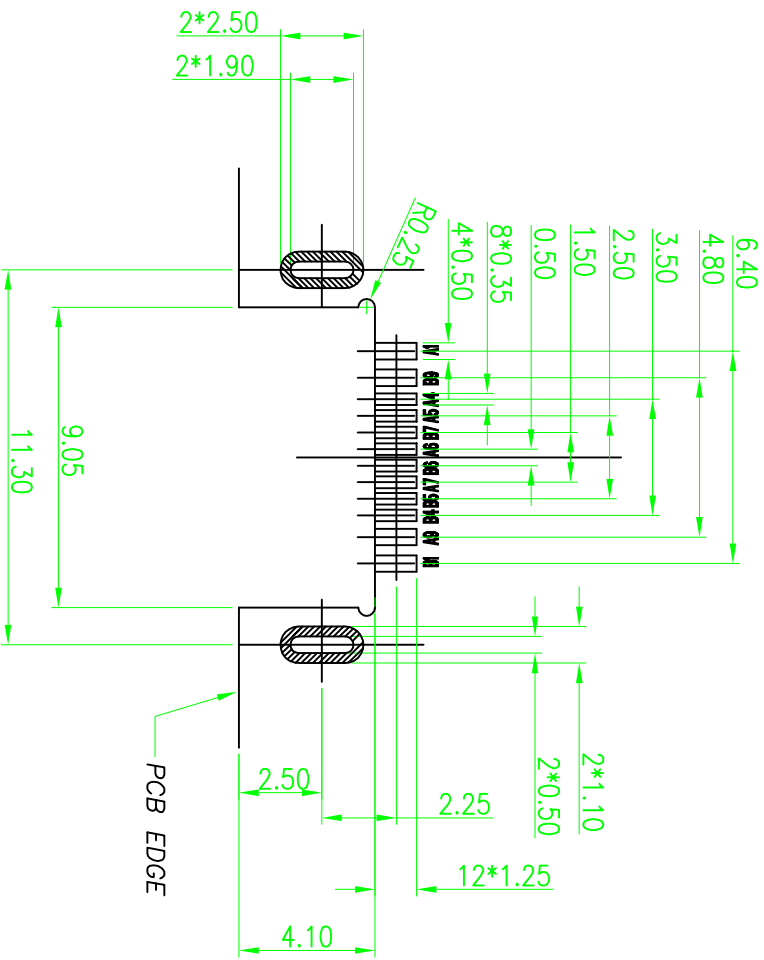
# RoHS

# 客户图

|            |                      |            |
|------------|----------------------|------------|
| 目錄<br>MAPX | 變更內容<br>MODIFICATION | 日期<br>DATE |
| A0         | NEW                  | 09-10-20   |

### USB TYPE-C PIN ASSIGNMENTS

| PIN NUMBER | SIGNAL NAME | PIN NUMBER | SIGNAL NAME |
|------------|-------------|------------|-------------|
| A1         | GND         | B1         | GND         |
| A4         | VBUS        | B4         | VBUS        |
| A5         | CC1         | B5         | CC2         |
| A6         | D+          | B6         | D-          |
| A7         | D-          | B7         | D+          |
| A9         | VBUS        | B9         | VBUS        |



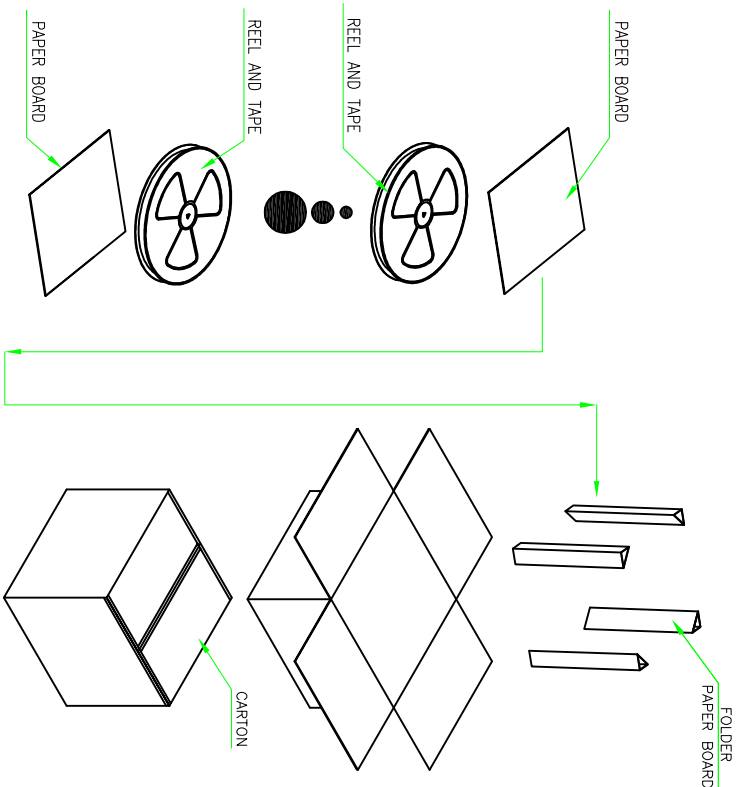
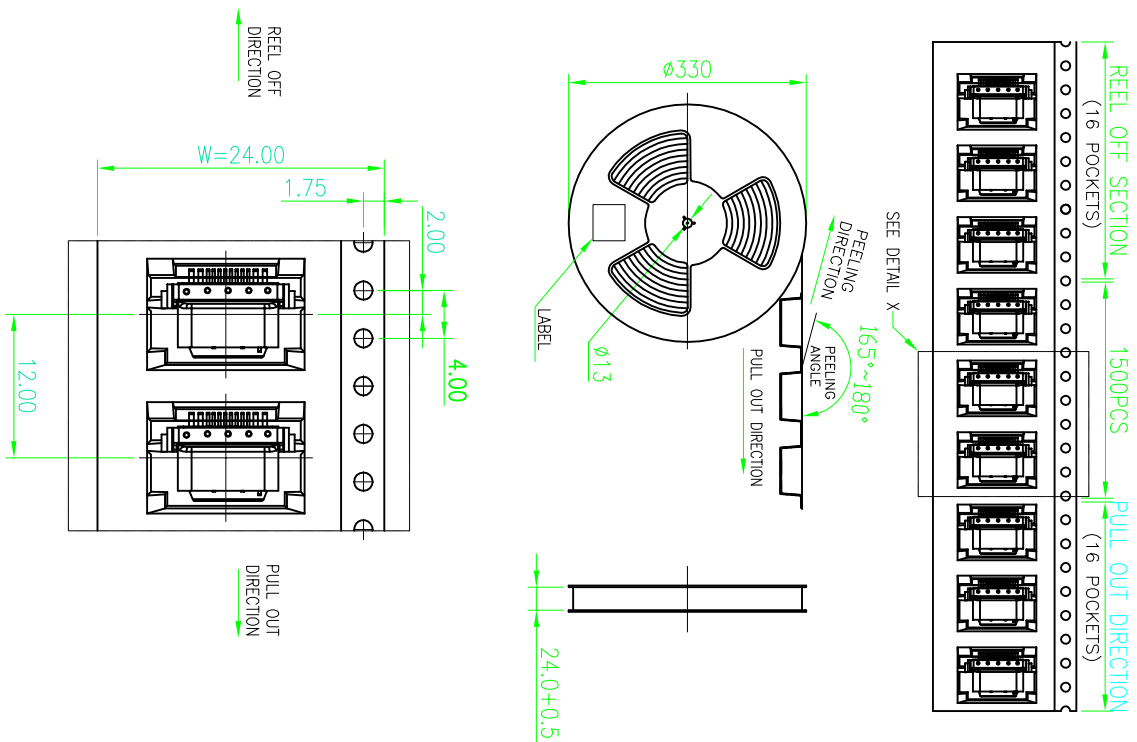
RECOMMENDED PCB LAYOUT(TOP VIEW)  
THICKNESS: 0.8±0.10MM;DEFAULT TOLERANCE:±0.05

| ITEM | PART NAME      | MATERIAL     | FINISHING, SPEC           |
|------|----------------|--------------|---------------------------|
| ①    | SIGNAL CONTACT | COPPER ALLOY | T=0.1mm Au G/F            |
| ②    | MID SHIELD     | SUS304-1/2H  | T=0.15mm                  |
| ③    | SHELL          | SUS304-1/2H  | T=0.30mm BLACK Ni 50u Min |
| ④    | MOLDING        | LCP          | LCP黑色 HF                  |
| ⑤    | INNER SHELL    | SUS304-1/2H  | T=0.20mm Ni 50u Min       |

|                            |       |      |     |          |            |       |            |      |                 |      |                 |
|----------------------------|-------|------|-----|----------|------------|-------|------------|------|-----------------|------|-----------------|
| PRODUCT CHART DWG          |       | 圖號   |     | 圖號       |            | 圖號    |            | 圖號   |                 | 圖號   |                 |
| TOLERANCE UNLESS OTHERWISE |       | UNIT |     | DRAIVING |            | SCALE |            | DATE |                 | DATE |                 |
| X                          | ±0.30 | X    | ±5° | 比例       | 1:1        | 日期    | 2009/10/20 | 圖號   | 24001-UCAF042-A | 圖號   | 24001-UCAF042-A |
| .XX                        | ±0.25 | .X   | ±2° | 縮尺       | 1:1        | 日期    | 2009/10/20 | 圖號   | 24001-UCAF042-A | 圖號   | 24001-UCAF042-A |
| .XXX                       | ±0.15 | .XXX | ±1° | 日期       | 2009/10/20 | 圖號    | 2009/10/20 | 圖號   | 24001-UCAF042-A | 圖號   | 24001-UCAF042-A |

深圳市鑫风雷电子有限公司  
Shenzhen xinfenglei Electronic Co.,

# RoHS 客户图



|                 |      |      |        |       |
|-----------------|------|------|--------|-------|
| CONNECTOR (PCS) | REEL | 2000 | CARTON | 20000 |
|-----------------|------|------|--------|-------|

深圳市鑫风雷电子有限公司  
Shenzhen xinfenglei Electronic Co.,

|  |  |   |  |   |  |  |  |
|--|--|---|--|---|--|--|--|
| 产品<br>PRODUCT CHART DWG<br>统一按             |  | 单位<br>UNITS<br>MM                       |  | 比例<br>SCALE<br>1:1  |  | 日期<br>DATE<br>2009/10/20                     |  |
| 公差<br>TOLERANCE UNLESS OTHERWISE           |  | 精度<br>PRECISION<br>MM                   |  | 图例<br>SYMBOLS<br>X ±0.30 X' ±5'<br>XX ±0.25 X'' ±2'<br>XXX ±0.30 XX' ±1'<br>.XXX ±0.15 XXX' ±0.5' |  | 审核<br>CHECKED<br>日期<br>DATE<br>审核<br>CHECKED |  |
| 产品号<br>PRODUCT PART NO.<br>24001-UCAF042-A |  | 图例<br>SYMBOLS<br>TYPE C 12P 沉板居中舌片外露1.0 |  | 版本<br>VERSION<br>A0   |  | 日期<br>DATE<br>09-10-20                       |  |