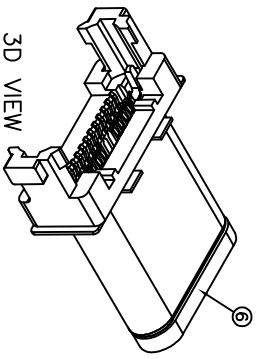
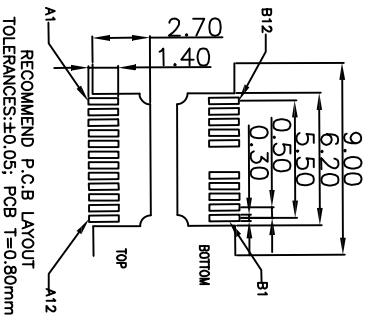
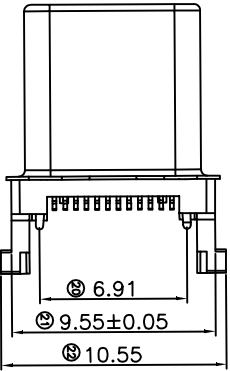
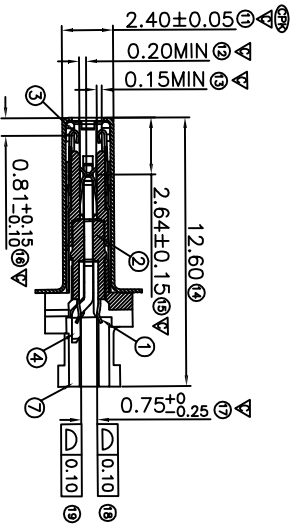
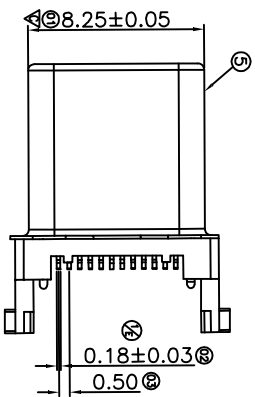
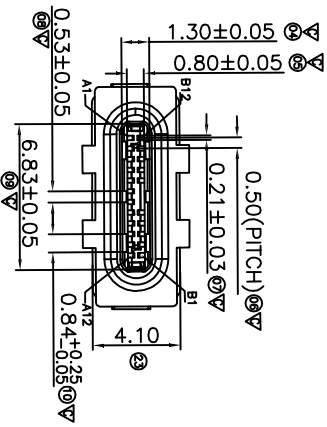


RoHS

客户图



3D VIEW



RECOMMEND P.C.B LAYOUT
TOLERANCES:±0.05; PCB T=0.80mm

目錄 MAPX	变更内容 MODIFICATION	日期 DATE
A0	NEW	09-10-20

- NOTES:
- MECHANICAL:
 - INSERTION: 5~20N.
 - EXTRACTION: 6~20N.
 - DURABILITY: 10000 CYCLES
 - ELECTRICAL:
 - CURRENT: 5A MIN FOR VBUS;
 - 0.25A MIN FOR OTHER.
 - VOLTAGE: 5VAC MAX
 - WITHSTANDING VOLTAGE: 100V AC.
 - CONTACT RESISTANCE: 40 mΩ, MAX.
 - INSULATION RESISTANCE: 100MΩ, MIN.
 - ENVIRONMENTAL
 - TEMPERATURE RANGE: -55°C ~ +85°C
 - DRAWINGS MARKED "FAI" FOR FAI DIMENSION.
 - DRAWINGS MARKED "QIP" FOR QIP DIMENSION.
 - DRAWINGS MARKED "CAP" FOR CAP DIMENSION.

B12	B11	B10	B9	B8	B7	B6	B5	B4	B3	B2	B1
GND	RX1+	RX1-	Vbus	SBU2		Vcon1	Vbus	TX2-	TX2+	GND	
A1	A2	A3	A4	A5	A6	A7	A8	A9	A10	A11	A12
GND	TX1+	TX1-	Vbus	CC	D+	D-	SBU1	Vbus	RX2-	RX2+	GND

产品图

深圳市鑫风雷电子有限公司

公差一览表		单位		MM	
TOLERANCE UNLESS OTHERWISE		UNITS		MM	
X	±0.30	X	±5°		
X	±0.25	X	±2°		
XX	±0.30	XX	±1°		
XXX	±0.15	XXX	±0.5°		
日期		2009/10/20		日期	
核淮		雷永健		核淮	
制图		王冠		制图	
审核		雷永健		审核	
产品料号		26011-UCAM001-X		产品料号	
产品名称		TYPE C 22P公头拉伸不带板		产品名称	
角法		TYPE C		角法	
版本		A0		版本	