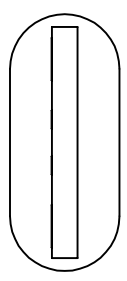


ROHS

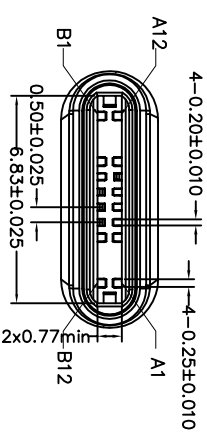
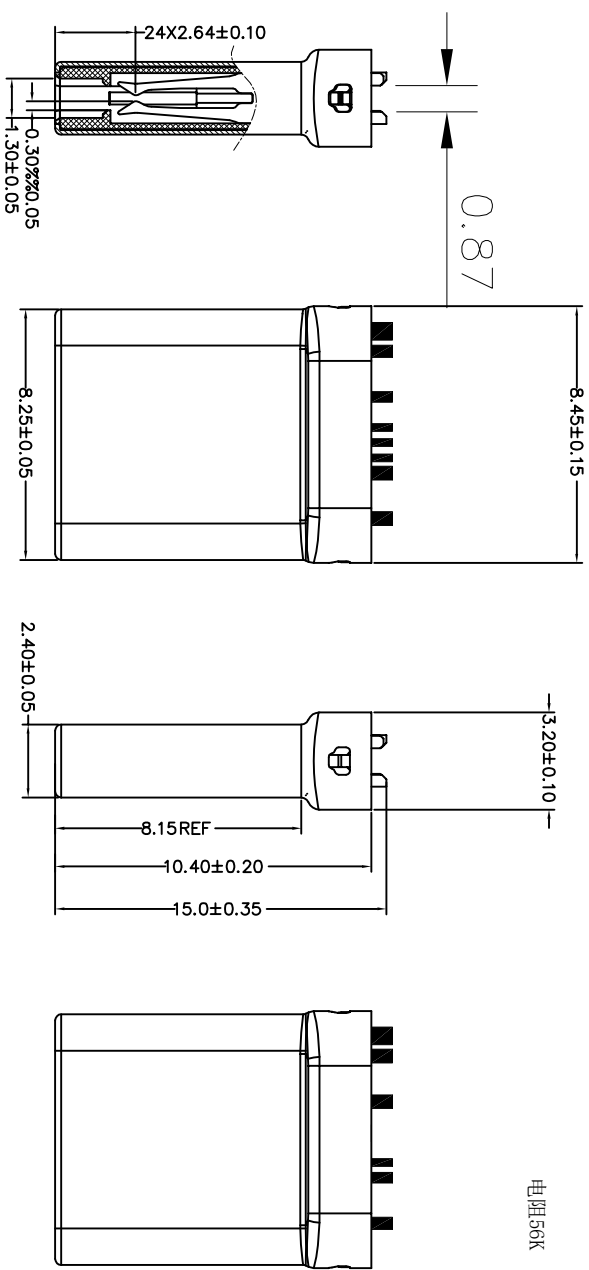
客户图

目錄 MAPX A0	變更內容 MODIFICATION NEW	日期 DATE 09-10-20
------------------	-----------------------------	------------------------



Pin Number	host	device	Pin Number	host	device
Pin A1	GND	GND	Pin B12	GND	GND
Pin A4	VBUS	VBUS	Pin B9	VBUS	VBUS
Pin A5	CC1	CC1			
Pin A6	DP1	DP1	Pin B7		
Pin A7	DN1	DN1	Pin B6		
			Pin B5	CC2	CC2
Pin A9	VBUS	VBUS	Pin B4	VBUS	VBUS
Pin A12	GND	GND	Pin B1	GND	GND

电阻56K



4	LATCH	STAINLESS	Ni: 50u"
3	CONTACT	COPPER ALLOY	Contact area: 3u", Solder tails: Tin80u", Ni: 30u"
2	Molding	LCP	(黑色)
1	SHELL	STAINLESS	Ni: 50u"
ITEM	DESC.	MATERIAL	REMARKS

产品图

深圳市鑫风雷电子有限公司

公差一览表 TOLERANCE UNLESS OTHERWISE SPECIFIED		单位 UNITS	MM
X	±0.30	X'	±5'
X	±0.25	X'	±2'
.XX	±0.20	.XX'	±1'
.XXX	±0.15	.XXX'	±0.5'

比例 SCALE	1:1
日期 DATE	2009/10/20
制图 DRAWING	王冠
审核 CHKD	雷永健
核准 APRD	雷永健
产品料号 PRODUCT PART NO.	25012-UCAM024-A
产品名称 PRODUCT NO.	TYPE C 12P公头拉伸插针式不带板
角法 VIEW	
版本 VER	A0

- 备注:
1. 材料: See Table A
 2. 电镀要求: See Table A
 3. 机械特性:
插入力: 5-20N
拔出力: 8-20N
耐久次数: 10,000次
 4. 电气特性:
接触阻抗: 40mOhms Max (Initial)
50mOhms Max (after)
额定电流:
5A for VBUS (For A4/A9, B4/B9)
1.25A for Vcom and GND (for A1/A12, B1/B5/B12)
0.25A for all other contacts.
 5. 使用物料及制程符合RoHS.