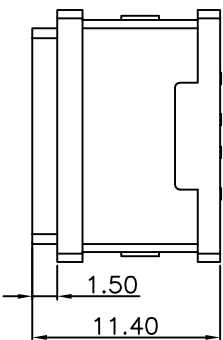
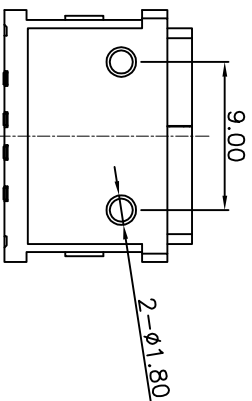
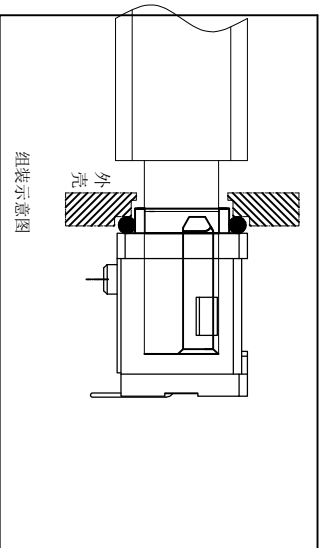
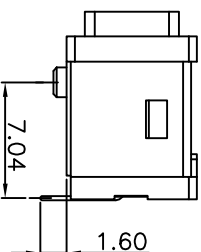
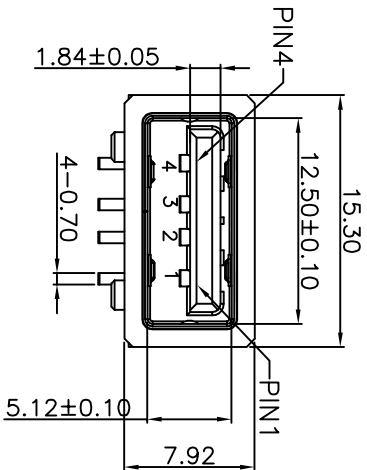
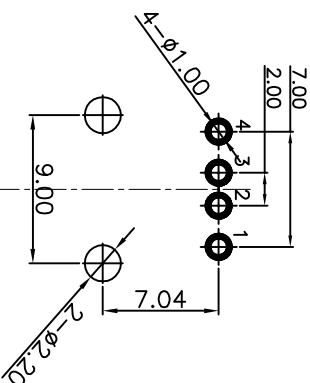


Rohs 客户图



RECOMMENDED PCB LAYOUT(TOP VIEW)
THICKNESS T=1.0mm
DEFAULT TOLERANCE+/-0.05

- NOTES:
SPECIFICATION:
1. CURRENT RATING: 3.0A MAX
 2. DIELECTRIC WITHSTAND VOLTAGE: 100VAC
 3. TEMPERATURE RANGE: -30 °C ~ 85 °C
 4. CONTACT RESISTANCE: 40 MILLIONHM MAX
 5. INSULATION RESISTANCE: 100 MEGOHMS MIN.
 6. INSERTION FORCE :10N~30N
 7. UNMATING FORCE: 8N~30N
 8. DURABILITY:1500 CYCLES



PIN ASSIGNMENT

PIN NO.	1	2	3	4
SIGNAL NAME	VBUS	D-	D+	GND

产品图

深圳市鑫风雷电子有限公司
Shenzhen xinfenglei Electronics Co., Ltd

公差一览表

TOLERANCE UNLESS OTHERWISE SPECIFIED	公差一览表	单位	制图	产品料号
X ±0.30	X'	MM	王冠	00208-U2AF003-X
X ±0.25	X'	比例	雷永健	产品名称
.XX ±0.20	.XX'	SCALE	雷永健	PRODUCT NO.
.XXX ±0.15	.XXX'	DATE	雷永健	联系方式
		2009/10/20	核准	Mailbox: sale@xfll.com
			Appd	www.xfll.com

ITEM	PART NAME	Q'TY	FINISH	NOTE
5	Outer Shell	1	SUS 301 1/4H	
4	Inner Shell	1	SUS 301 1/4H	
3	PLASTIC Shell	1	PA10T (G.F30%)	
2	Contact	4	BRASS C2680-EH Au/Ni Plating T=0.25mm	
1	Housing	1	PA10T (G.F30%)	

PRODUCT CHART DWG

FINISH

NOTE