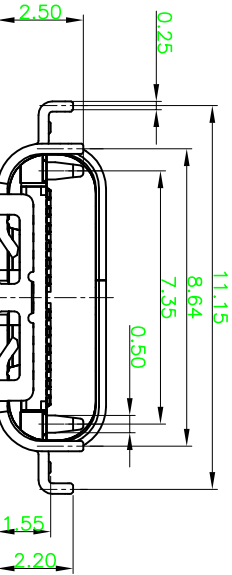
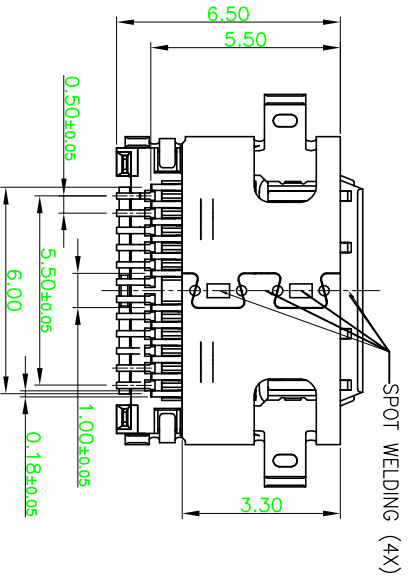
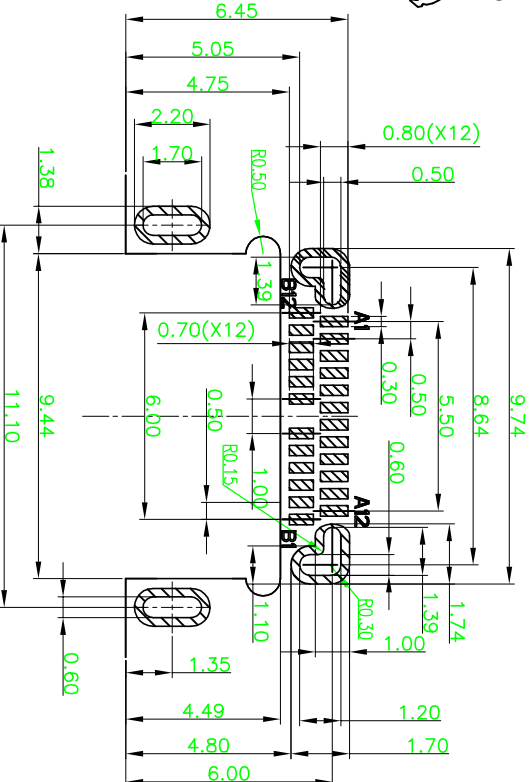
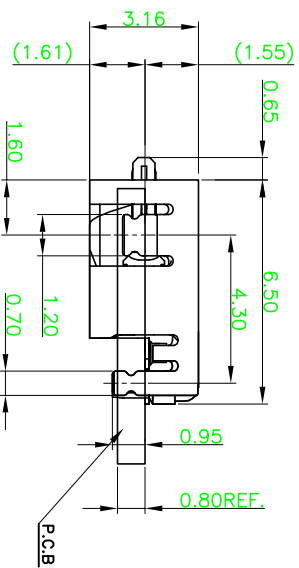
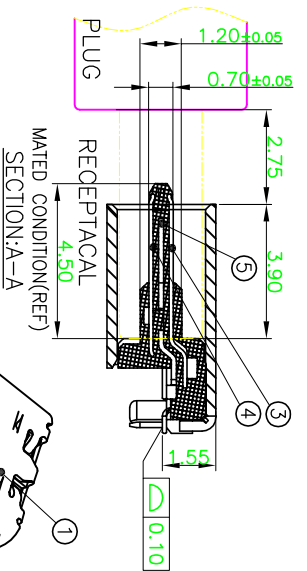
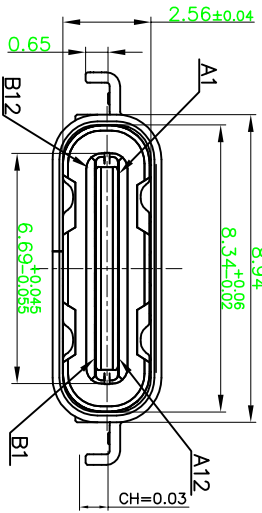
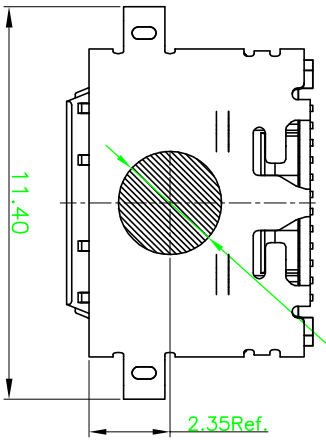


ROHS 客户图

0.0300 Pick&Place Area



SPECIFICATION:

1. ELECTRICAL CHARACTERISTICS:
- 1.1 CURRENT RATING: 1.5A/Pin MAX(A4,A9,B4,B9)
 - 1.2 5A/Pin MAX(A1,A12,B1,B12),0.25A(OTHER PIN)
 - 1.2 CONTACT RESISTANCE: 40 MILLIONHM MAX.
 - 1.3 DIELECTRIC WITHSTANDING VOLTAGE: 100 VAC r.m.s
 - 1.4 INSULATION RESISTANCE: 100 MEGOHMS MIN.
2. MECHANICAL CHARACTERISTICS
- 2.1 INSERTION FORCE: 5~20N
 - 2.2 EXTRACTON FORCE: Initial:8~20N;Durability:6~20N(1000cycles);
 - 2.3 DURABILITY:10,000CYCLES
3. ENVIRONMENTAL CHARACTERISTICS
- 3.1 TEMPERATURE RANGE: -40 °C ~ 85 °C
 - 3.2 IR REFLOW: THE PEAK TEMPERATURE ON THE BOARD SHALL BE MAINTAINED FOR 10 SECONDS AT 260°C.

RECOMMENDED P.C.B LAYOUT (COMPONENT SIDE)

PCB THICKNESS: 0.80±0.05mm
DEFAULT TOLERANCE: ±0.05mm

NO.	DESCRIPTION	QTY.	MATERIAL	FINISH
⑤	MID PLATE	1	PCS STAINLESS STEEL	1.25~2.5MICRON(50~100u") NICKEL PLATING
④	CONTACT B	1	SET COPPER ALLOY	Au 15u"PLATING ON CONTACT AREA, Au 1~3u" PLATING ON SOLDER AREA
③	CONTACT A	1	SET COPPER ALLOY	50u" MIN. NICKEL UNDER PLATING ALL OVER
②	HOUSING	1	PCS PA46	COLOR: BLACK
①	SHELL-1	1	PCS STAINLESS STEEL	1.25~2.5MICRON(50~100u") NICKEL PLATING
	NO.1 DESCRIPTION			FINISH

产品图

PRODUCT CHART DWG

公差一览表

TOLERANCE UNLESS OTHERWISE	公差	UNIT	比例	日期	审核	核准
X	±0.30	X	±5'	XX	XX	XX
X	±0.25	X	±2'	XX	XX	XX
XX	±0.20	XX	±1'	XX	XX	XX
XXX	±0.15	XXX	±0.5'	XX	XX	XX

深圳市鑫风雷电子有限公司

Shenzhen xinfenglei Electronics Co., Ltd

产品料号: 01013-UCAP007-X

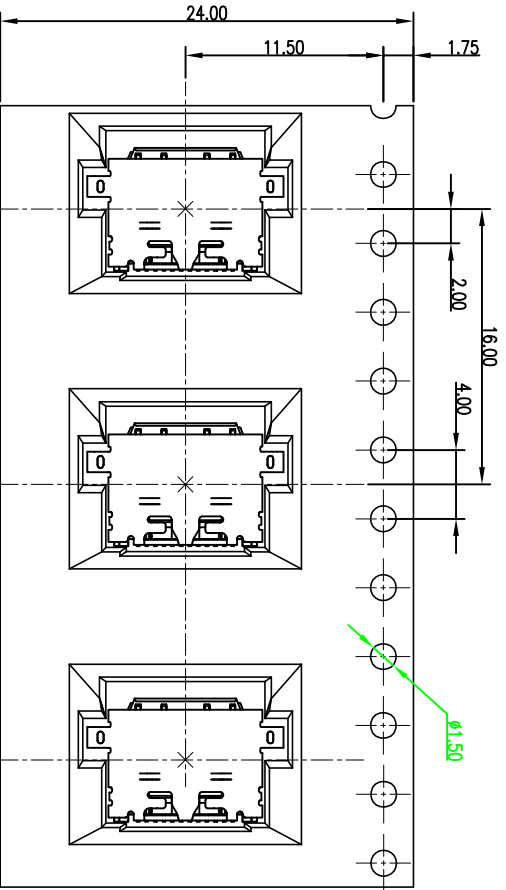
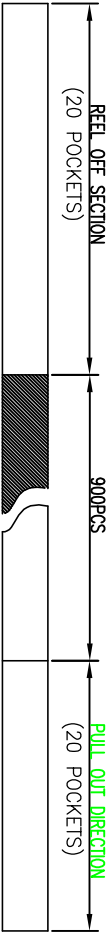
目錄 MAPX	变更内容 MODIFICATION	日期 DATE
A0	NEW	09-10-20

PIN ASSIGNMENTS:

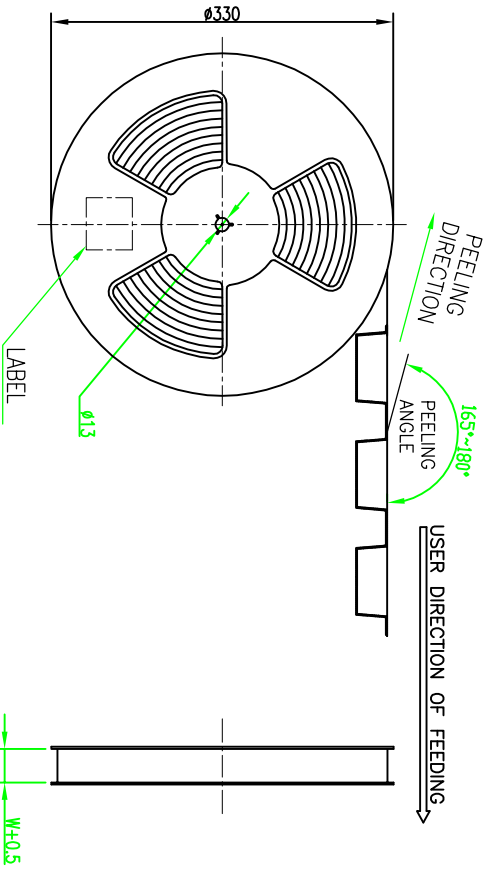
A1	A2	A3	A4	A5	A6	A7	A8	A9	A10	A11	A12
GND	TX1+	TX1-	Vbus	CC1	D+	D-	SBU1	Vbus	RX2+	RX2-	GND
B12	B11	B10	B9	B8	B7	B6	B5	B4	B3	B2	B1
GND	RX1+	RX1-	Vbus	SBU2	D-	D+	CC2	Vbus	TX2-	TX2+	GND

ROHS 客户图

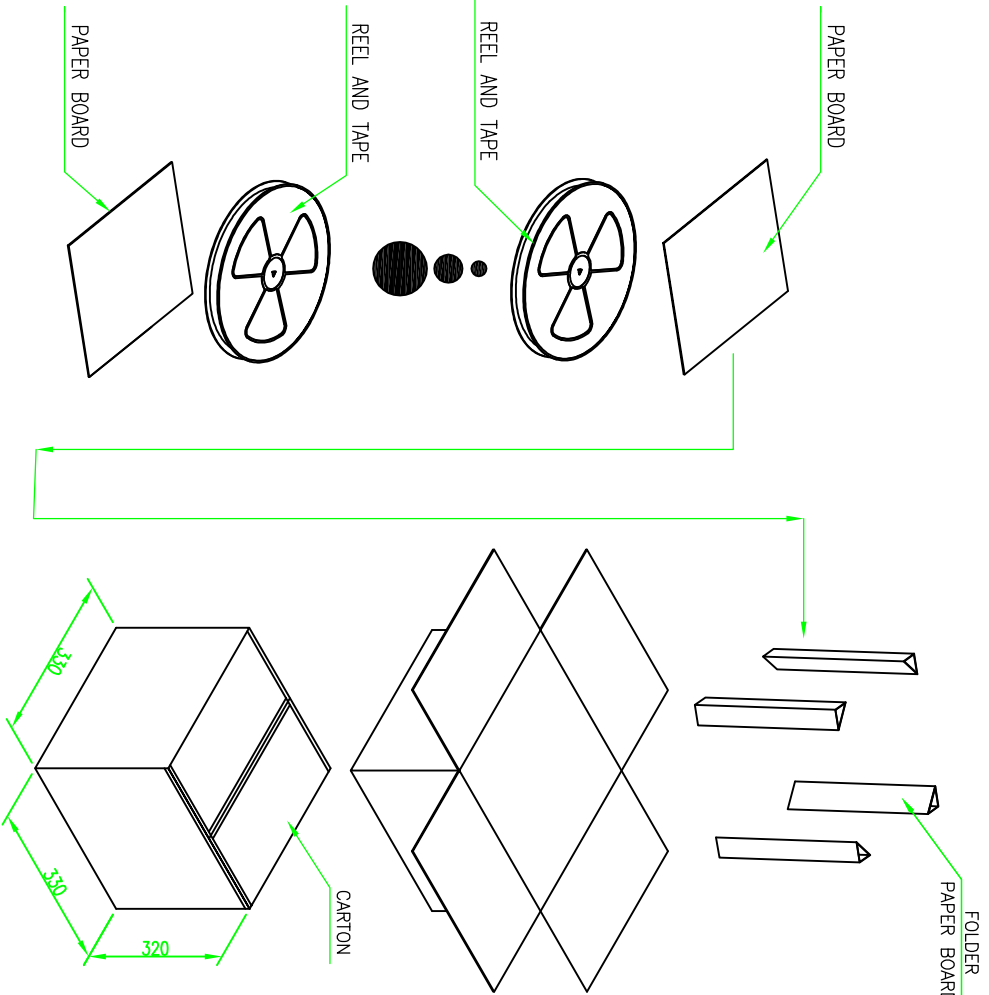
REEL OFF SECTION (20 POCKETS) 900PCS PULL OUT DIRECTION (20 POCKETS)



PRODUCT PACKAGING DIRECTION
CUSTOMER TO USE DIRECTION



目錄 MAPX A0	變更內容 MODIFICATION NEW	日期 DATE 09-10-20
------------------	-----------------------------	------------------------



产品图

PRODUCT CHART DWG

公差一览表

TOLERANCE UNLESS OTHERWISE	公差	UNIT	SCALE	DATE
X	±0.30	X'	±5'	
X	±0.25	X'	±2'	
.XX	±0.20	.XX'	±1'	
.XXX	±0.15	.XXX'	±0.5'	

深圳市鑫风雷电子有限公司
Shenzhen xinfenglei Electronics Co., Ltd

制图
DRAWING

审核
CHECK

核准
APPROVED

产品料号
PRODUCT PART NO.

产品名称
PRODUCT NAME

联系方式
CONTACT NO.

日期
DATE

CONN. PART NO.	CONN. QTY./REEL	REEL QTY./CARTON	CONN. QTY./CARTON
01013-UCAF007-X	900	10	9000 PCS