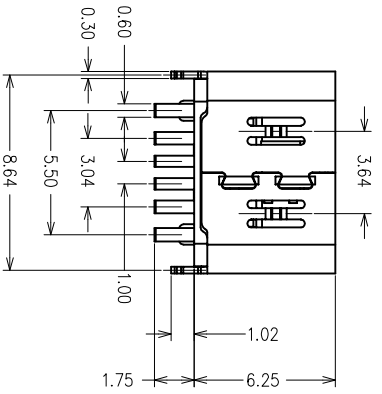
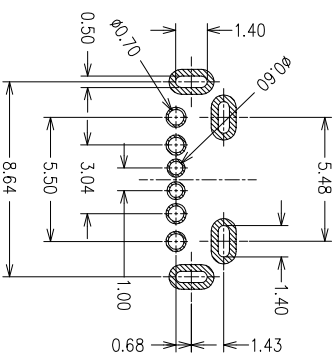
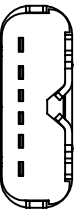
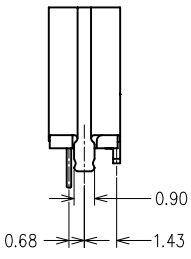
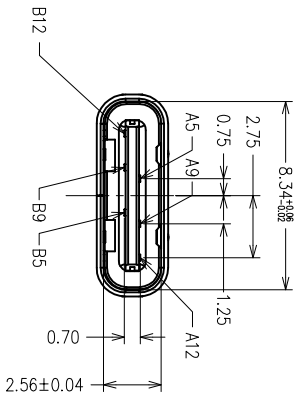
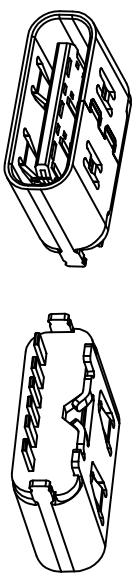
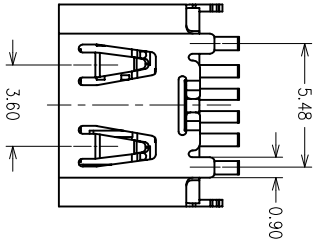


# RoHS 客户图

目錄 MAPX A0	變更內容 MODIFICATION NEW	日期 DATE 09-10-20
------------------	-----------------------------	------------------------



**SPECIFICATION**  
1. ELECTRICAL CHARACTERISTICS:  
1-1. VOLTAGE/CURRENT RATING: DC 30V MAX/3A  
1-2. CONTACT RESISTANCE: 40mΩ MAX INITIAL, 1000mΩ MIN FOR VOLTAGE 100VDC.  
1-3. INSULATION RESISTANCE: 1000MΩ MIN FOR VOLTAGE 100VDC.  
1-4. DIELECTRIC WITHSTAND: 100V AC for 1 MINUTE  
1-5. OPERATING TEMPERATURE: -25°C~+85°C  
2. MECHANICAL CHARACTERISTICS:  
2-1. INSERT FORCE: 5-20N Max  
2-2. WITHDRAW FORCE: 5-20N Min  
2-3. LIFE TEST :5,000 CYCLES

A5	CC1	B12	GND
A9	VBUS	B9	VBUS
A12	GND	B5	CC2
PIN	SIGNAL NAME	PIN	SIGNAL NAME

4	SHELL	STAINLESS STEEL	PCS
3	MD	COPPER ALLOY	PCS
2	CONTACT	COPPER ALLOY	PCS
1	HOUSING	HIGH TEMPERATURE PLASTIC	PCS
NO.	DESCRIPTION	MATERIAL	QTY

产品图  
PRODUCT CHART DWG

## 深圳市鑫风雷电子有限公司

公差一览表 TOLERANCE UNLESS OTHERWISE SPECIFIED	单位 UNITS	比例 SCALE	制图 DRAWING	审核 CHKD	核准 APPD	产品料号 PRODUCT PART NO.	产品名称 PRODUCT NO.	图法 VIEW
	MM	1:1				01002-UCAF002-X	TYPE 0 6P 每座 180度 DIP H=6.5	版本 VER
								A0