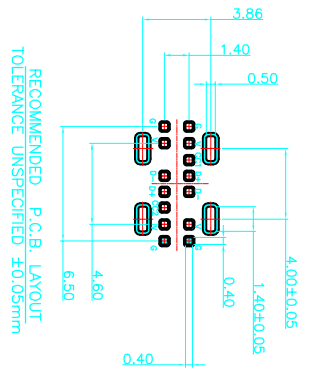
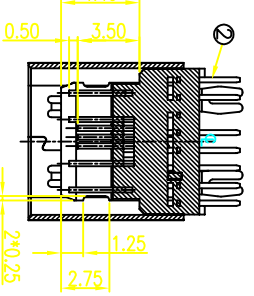
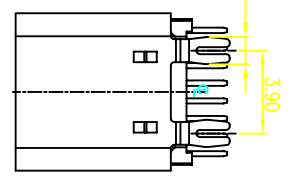
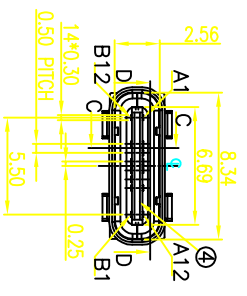
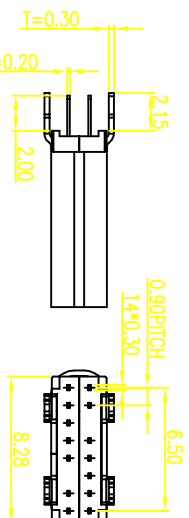
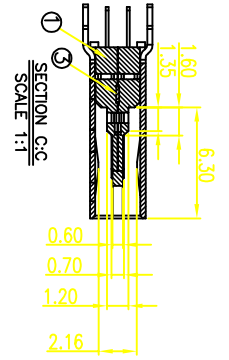
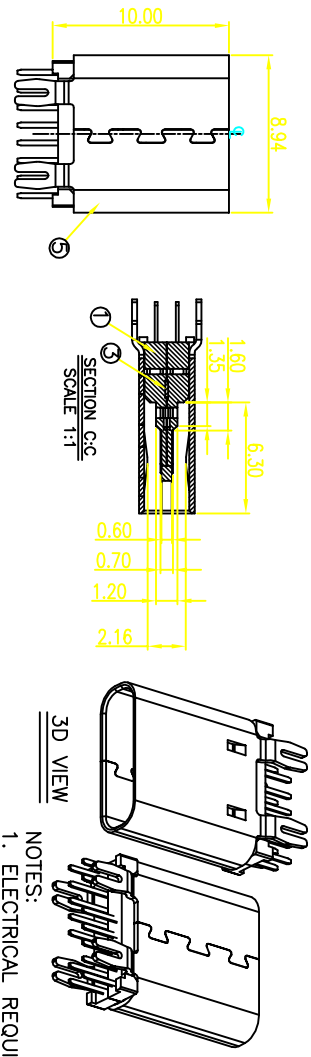


ROHS 客户图

目錄 MAPX 40	變更內容 MODIFICATION NEW	日期 DATE 09-10-20
------------------	-----------------------------	------------------------



PIN	SIGNAL NAME	PIN	SIGNAL NAME
A1	GND	B12	GND
/	/	/	/
/	/	/	/
A4	VBUS	B9	VBUS
A5	CC1	B8	SUB2
A6	DP1	B7	DN2
A7	DN1	B6	DP2
A8	SUB1	B5	CC2
A9	VBUS	B4	VBUS
/	/	/	/
/	/	/	/
A12	GND	B1	GND

- NOTES:
- ELECTRICAL REQUIREMENTS:
 - CURRENT RATING:3.0A MAX
 - VOLTAGE RATING:30VAC.
 - CONTACT RESISTANCE: 40 mΩ MAX. AFTER DURABILITY: 50 mΩ MAX.
 - INSULATION RESISTANCE: 100 MΩ AC
 - WITHSTANDING STRENGTH: 100V AC FOR 1 MINUTE.
 - MECHANICAL REQUIREMENTS:
 - INSERTION FORCE: 5N~20N
 - EXTRACTION FORCE: INITIAL: 8~20N AFTER DURABILITY:6~20N
 - DURABILITY: 10,000 CYCLES
 - ENVIRONMENTAL REQUIREMENTS:
 - OPERATING TEMPERATURE RANGE: -40°C~+80°C
 - STORAGE TEMPERATURE RANGE: -40°C~+80°C
 - MATERIAL: SEE TABLE 1
 - PLATING: SEE TABLE 1
 - SOLDER ABILITY:260°C±5°C.5±0.5SECONDS

NO.	DESCRIPTION	MATERIAL	COLOR/PLATING	QTY
5	SHELL	SUS 304 T=0.30 mm	Ni:80u"~120u"	1 PCS
4	IM 2	LCP UL94V-0	SEE TABLE 2	1 PCS
3	SHIELDING PLATE	SUS 304 T=0.20 mm		1 PCS
2	CONTACT	C5210 T=0.25 mm	CONTACT Au:1u" WELDING Au:1u"/Ni:80u" Min	2 SET
1	IM 1	LCP UL94V-0	SEE TABLE 2	1 PCS

产品图		深圳市鑫风雷电子有限公司	
公差一览表		Shenzhen xinfenglei Electronic Co., Ltd	
TOLERANCE UNLESS OTHERWISE SPECIFIED		单位	MM
X	±0.30	X'	±5°
X	±0.25	X''	±2°
XX	±0.30	XX'	±1°
XXX	±0.15	XXX'	±0.5°
日期	2009/10/20	制图	王冠
DATE		审核	雷永健
		核准	雷永健
		产品料号	24006-UCAR002-X
		产品名称	TYPE C 14P 180度插板H=10.0无弹
		角法	
		版本	40
		角法	
		版本	40

THIS DRAWING CONTAINS INFORMATION THAT IS PROPRIETARY TO XINFENGLI ELECTRONIC CO.,LTD AND SHOULD NOT BE USED WITHOUT WRITTEN PERMISSION