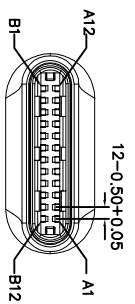
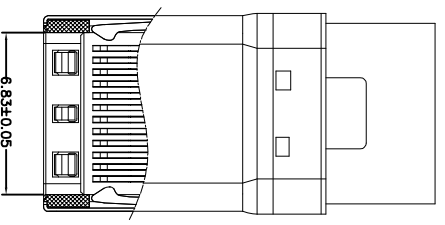
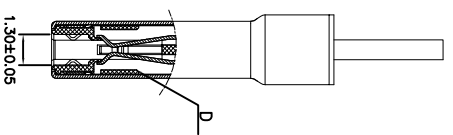
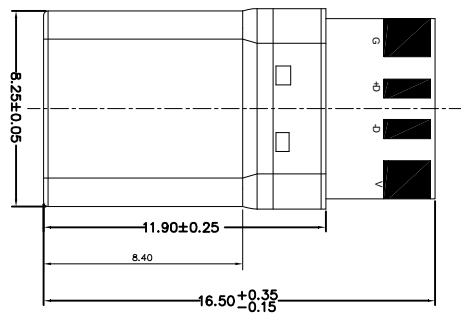
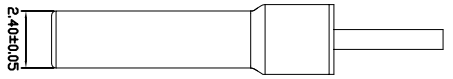
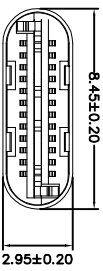


# RoHS

# 客户图

目錄 MAPX A0	變更內容 MODIFICATION NEW	日期 DATE 09-10-20
------------------	-----------------------------	------------------------



- NOTES
- 1.MATERIAL: See drawing
  - 2.STANDARD DATA
  - 2.1.Rating current:5.0A for VBUS (i.e.,pins A4,A9,B4,B9);  
1.25A for Vconn and GND (i.e.,pins B5,A1,A12,B1,B12);  
0.25A for all the other contacts.
  - 3.ELECTRICAL  
3.1.Insulator resistance: 100M ohms Min.  
3.2.Withstanding voltage: 100 VAC / minute  
3.3.Contact resistance: initial 40mohms Max. after 50mohms Max.
  - 4.MECHANICAL  
4.1.Mating force: 5~20N  
4.2.Ummating force : 8~20N  
4.3.Durability: 10000 cycles Min.  
5.PACKING: 100pcs/tray (reference)

6	LATCH	STAINLESS	: Ni: 50u"
5	CONTACT	COPPER ALLOY	Contact area: 5u" Solder tails: Tin80u", Ni: 30~80u"
4	molding 2	L.C.P	(Black)
3	GNDSPRING	STAINLESS	
2	Molding	L.C.P	(Black)
1	SHELL	STAINLESS	Ni: 50u"

### 产品图

### 深圳市鑫风雷电子有限公司

公差一览表 TOLERANCE UNLESS OTHERWISE		单位 UNITS	MM
X	±0.30	X'	±5'
X	±0.25	X''	±2'
.XX	±0.20	.XX'	±1'
.XXX	±0.15	.XXX'	±0.5'

日期 DATE	2009/10/20	制图 DRAWING	王冠	产品料号 PRODUCT PART NO.	25012-UCAM019-X
比例 SCALE	1:1	审核 CHKD	雷永健	产品名称 PRODUCT NO.	TYPE C公头超薄连接器加长壳敏感充电电路板不加锡
日期 DATE	2009/10/20	核准 APPD	雷永健	角法 VIEW	
				版本 VER	A0