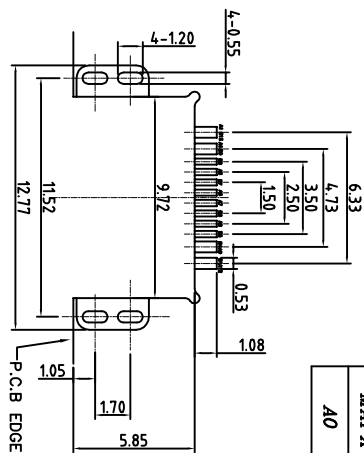
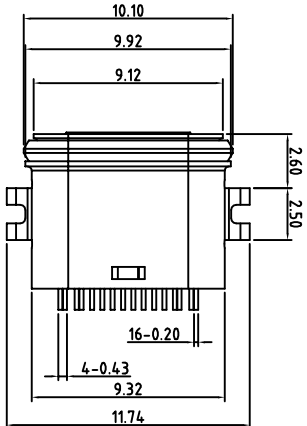
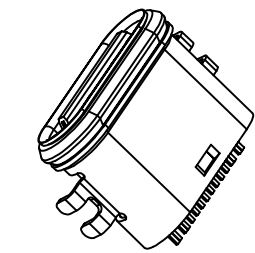
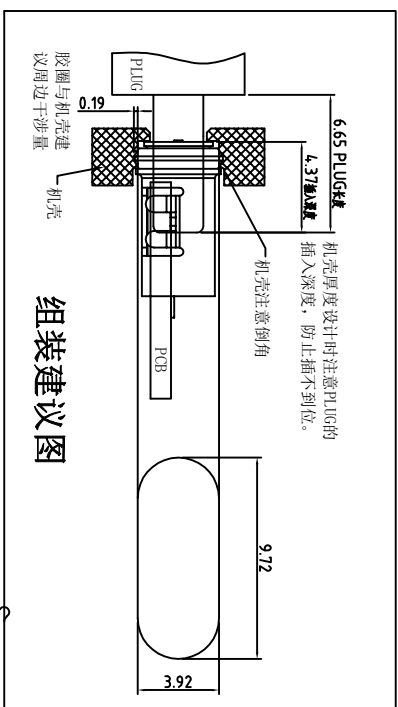
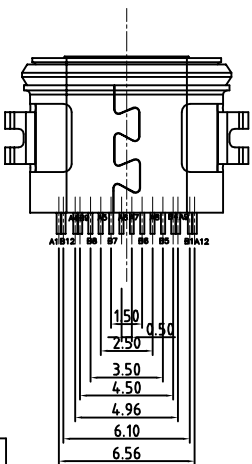
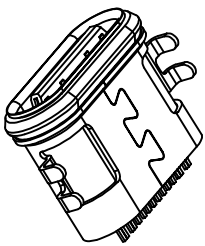
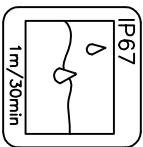
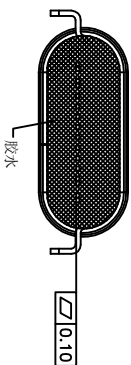
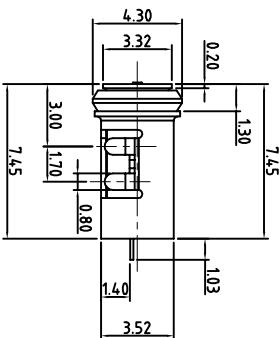
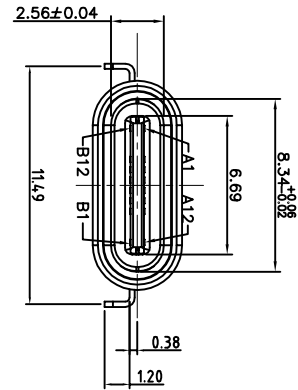


ROHS 客户图



RECOMMENDED PCB LAYOUT (TOP VIEW)
DEFAULT TOLERANCE: ±0.05

- MATERIAL SPECIFICATION:
 - HOUSING: HIGH TEMPERATURE RESISTANT PLASTIC, UL94 V-0.
 - CONTACTS: COPPER ALLOY
 - MID PLATE: STAINLESS STEEL
 - FRONT SHELL: STAINLESS STEEL
- MECHANICAL PERFORMANCE:
 - INSERTION FORCE: 5~20N.
 - REMOVAL FORCE: 6~20N.
 - DURABILITY: 10000 CYCLES.
- ELECTRICAL PERFORMANCE:
 - CURRENT RATING: 3.0A VOLTAGE RATING: 12V
 - LCR: VBUS & GND PINS AND OTHER PINS: 40mΩ/PIN MAX. SHIELD: 50mΩ/MAX.
 - INSULATION RESISTANCE: 100MΩ MIN
 - DIELECTRIC WITHSTAND VOLTAGE: AC 100V FOR 1 MINUTE.
- ENVIRONMENTAL PERFORMANCE:
 - OPERATING TEMPERATURE: -25°C~+85°C.
 - IR REFLOW: THE PEAK TEMPERATURE ON THE BOARD SHALL BE MAINTAINED FOR 10 SECONDS AT 260°C.



组装建议图

USB TYPE-C PIN ASSIGNMENTS

PIN NUMBER	SIGNAL NAME	PIN NUMBER	SIGNAL NAME
A1	GND	B12	GND
A4	VBUS	B9	VBUS
A5	CC1	B8	SBU2
A6	Dp1	B7	Dn2
A7	Dn1	B6	Dp2
A8	SBU1	B5	CC2
A9	VBUS	B4	VBUS
A12	GND	B1	GND

产品图

PRODUCT CHART DWG

公差一览表

TOLERANCE UNLESS OTHERWISE SPECIFIED	公差
X	±0.30
.X	±0.25
.XX	±0.30
.XXX	±0.15

深圳市鑫风雷电子有限公司
Shenzhen xinfenglei Electronic Co., Ltd

单位	MM	制图	王冠	产品料号	00208-UCAF013-X
比例	1:1	审核	雷永健	产品名称	
日期	2009/10/20	核准	雷永健	联系方式	mail: box: sale1@xfll.com www: xfll.com.com