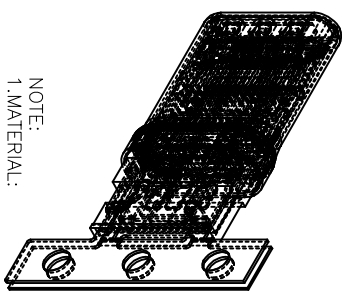
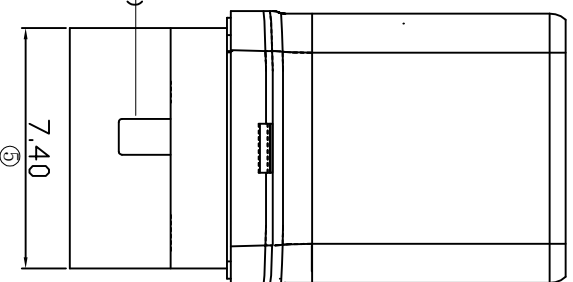
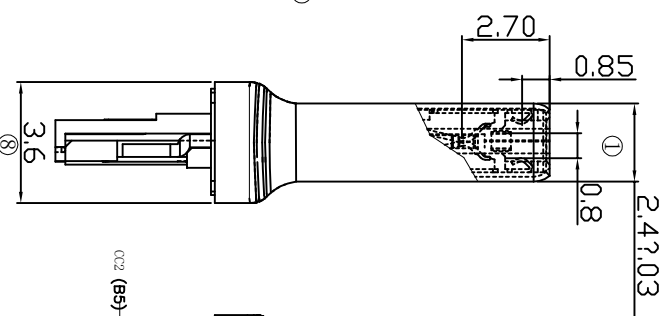
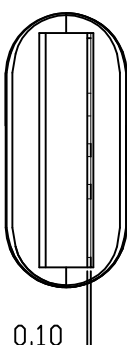
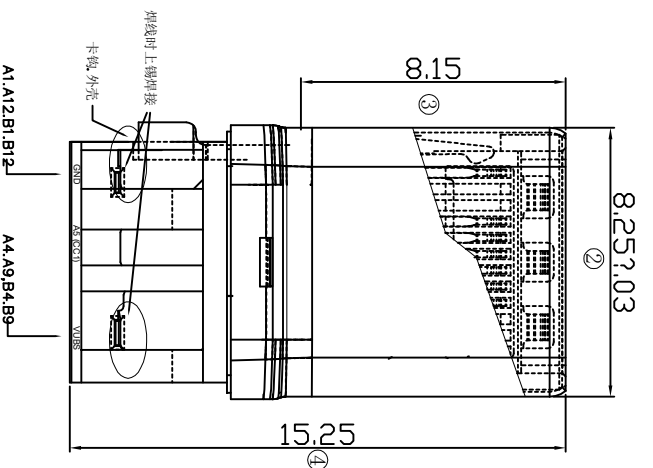
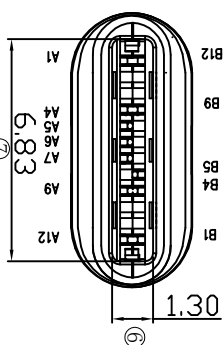


RoHS

客户图



NOTE:
 1. MATERIAL:
 1.1 INSULATOR: HIGH TEMPERATURE PLASTIC UL 94 V-0;
 1.2 CONTACT: COPPER ALLOY(T=0.15mm)
 1.3 SHELL: STEEL(T=0.15mm)
 2. ELECTRICAL CHARACTERISTICS:
 2.1 CONTACT RESISTANCE: 40mΩ Max FOR INITIAL, 10mΩ
 CHANGE AFTER TEST. MEASURE AT 20mV, 100mA;
 2.2 CONTACT CURRENT RATING: 5A Max FOR VBUS/GND PIN; 0.9A Max FOR Other PIN;
 2.3 DIELECTRIC WITHSTANDING VOLTAGE: 100V AC R.M.S.
 2.4 INSULATION RESISTANCE 100MΩ Min
 2.5 OPERATING TEMPERATURE: -40°C~85°C
 3. MECHANICAL CHARACTERISTICS:
 3.1 MATING FORCE: 5~20 N;
 3.2 UNMATED FORCE: 6~20N AFTER TEST
 3.3 DURABILITY: 10,000 CYCLES, 500 CYCLES/H
 4. PLATING
 CONTACT: CONTACT AREA PLATING Au 30 U"
 SOLDER AREA PLATING 80~120U" MATTING Sn.
 SHELL/SPRING/BUCKLE:80 U" Min PLATING OVER ALL

目錄 MAPX A0	變更內容 MODIFICATION NEW	日期 DATE 09-10-20
------------------	-----------------------------	------------------------

深圳市鑫风雷电子有限公司

产品图 PRODUCT CHART DWG		单位 UNITS		MM	
公差一览表 TOLERANCE UNLESS OTHERWISE		制图 DRAWING		王冠	
X	±0.30	X	±5°	产品料号 PRODUCT PART NO.	
X	±0.25	X	±2°	00304-UCAM002-X	
XX	±0.30	XX	±1°	产品名称 PRODUCT NO.	
XXX	±0.15	XXX	±0.5°	US8 Type C 2.0公头 3pin数据线	
日期 DATE		日期 DATE		角法 VIEW	
2009/10/20		2009/10/20		⊕ ⊖	
核准 APPD		核准 APPD		版本 VER	
雷永健		雷永健		A0	