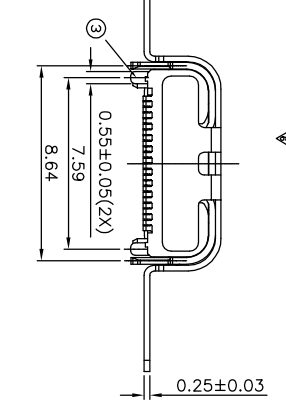
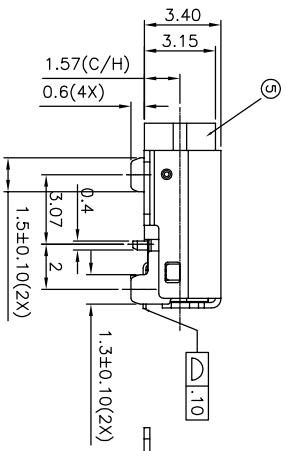
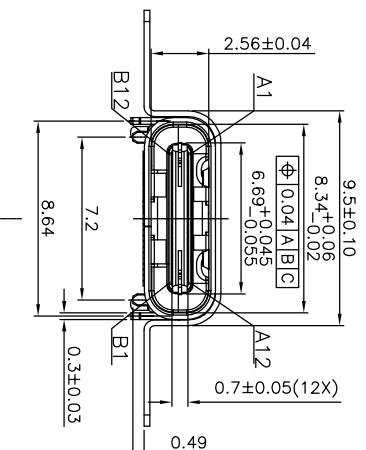
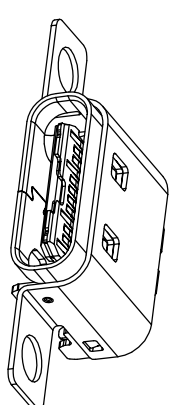
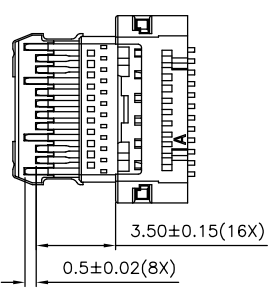
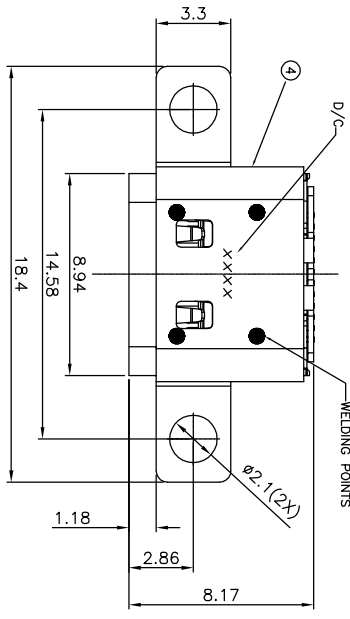


RoHS 客户图

目錄 MAPX	变更内容 MODIFICATION	日期 DATE
A0	NEW	09-10-20



Φ 0.08 A|B|C
SEMI-FINISHED PRODUCT

- NOTES:
- 1.MATERIAL:
HOUSING: THERMOPLASTIC,U194V-0,COLOR:BLACK
CONTACT:COPPER ALLOY
SHELL:STAINLESS STEEL
GUARD:STAINLESS STEEL
SPRING:STAINLESS STEEL
 - 2.FINISH:
CONTACT:30u" Au GOLD PLATING ON CONTACT AREA
GOLD FLASH PLATING ON SOLDERTAILS
80u"Min Ni UNDERPLATING OVER ALL
SHELL:50u"Min Ni PLATING OVER ALL
 - 3.ELECTRICAL CHARACTERISTICS:
RATED CURRENT:1.5A DC
CONTACT RESISTANCE:40mΩ MAX.
INSULATION RESISTANCE:100MΩ MIN.
DIELECTRIC WITHSTAND VOLTAGE: AC 100V/MINUTE.
OPERATING TEMPERATURE RANGE: -50C~+80C
 - 4.MECHANICAL CHARACTERISTICS:
INSERT FORCE:5-20N Max.
EXTRACT FORCE:8-20N Min.
DURABILITY: 10000 CYCLES
NO PCB ROUTING ALLOWED IN THIS AREA
GREEN PAINT AREA AND WIDTH WIDTH IS 0.5mm

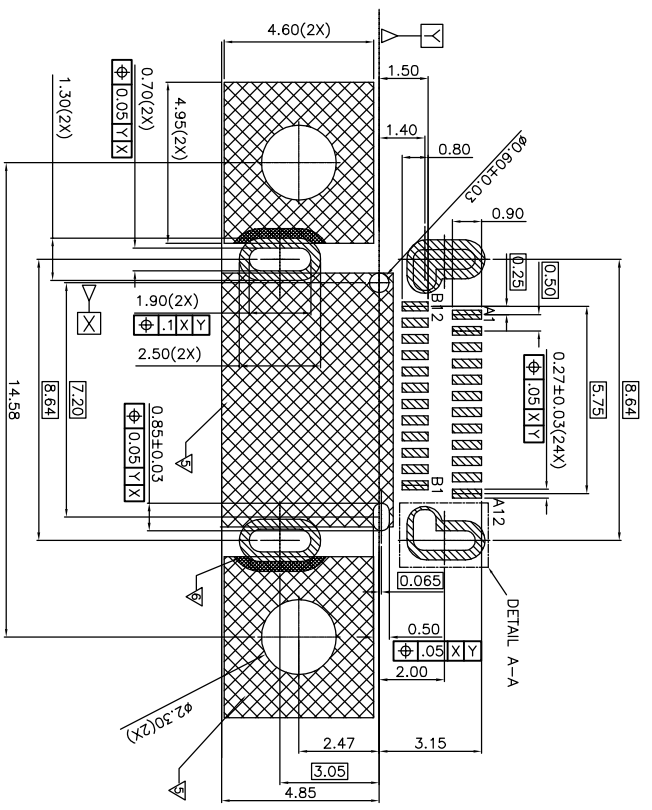
⑤	SHELL	
④	BRACKET	STAINLESS STEEL
③	GND BLADE	
②	SIGNAL CONTACT	COPPER ALLOY
①	I/M1	HIGHTEMP-PLASTIC MATERIAL

产品图

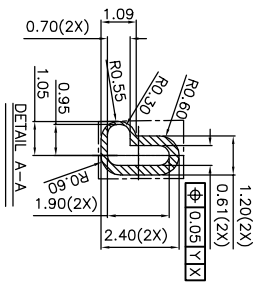
公差一览表		单位		MM	
TOLERANCE UNLESS OTHERWISE		UNITS		MM	
X	±0.30	X'	±5'		
X	±0.25	X'	±2'		
.XX	±0.30	.XX'	±1'		
.XXX	±0.15	.XXX'	±0.5'		

产品图 25003-UCAF002-X 比例 1:1 日期 2009/10/20 审核 雷永健 核准 雷永健 产品料号 25003-UCAF002-X 产品名称 TYPE C母座板上双贴全贴片带螺丝孔 角法 版本 A0

目錄 MAPX	變更內容 MODIFICATION	日期 DATE
A0	NEW	09-10-20



RECOMMEND PCB LAYOUT(TOLERANCE:±0.05)
(THICKNESS:1.0±0.05mm)



USB TYPE-C FULL-FEATURED RECEPTACLE INTERFACE PIN ASSIGNMENTS

PIN	Signal Name	Description	PIN	Signal Name	Description
A1	GND	Ground return	B12	GND	Ground return
A2	SSTXp1	Positive half of first SuperSpeed TX differential pair	B11	SSRXp1	Positive half of first SuperSpeed RX differential pair
A3	SSTXn1	Negative half of first SuperSpeed TX differential pair	B10	SSRXn1	Negative half of first SuperSpeed RX differential pair
A4	Vbus	Bus Power	B9	Vbus	Bus Power
A5	CC1	Configuration Channel	B8	SBU2	Sideband Use (SBU) Channel
A6	Dp1	Positive half of the USB 2.0 differential pair-Position 1	B7	Dn2	Negative half of the USB 2.0 differential pair-Position 2
A7	Dn1	Negative half of the USB 2.0 differential pair-Position 1	B6	Dp2	Positive half of the USB 2.0 differential pair-Position 2
A8	SBU1	Sideband Use (SBU) Channel	B5	CC2	Configuration Channel
A9	Vbus	Bus Power	B4	Vbus	Bus Power
A10	SSRXn2	Negative half of second SuperSpeed RX differential pair	B3	SSTXn2	Negative half of second SuperSpeed TX differential pair
A11	SSRXp2	Positive half of second SuperSpeed RX differential pair	B2	SSTXp2	Positive half of second SuperSpeed TX differential pair
A12	GND	Ground return	B1	GND	Ground return

产品图

深圳市鑫风雷电子有限公司

公差一览表		单位		制图		产品料号	
TOLERANCE UNLESS OTHERWISE		UNITS		DRAWING		PRODUCT PART NO.	
X	±0.30	X'	±5'	王冠	25003-UCAF002-X		
X	±0.25	X''	±2'	审核 雷永健	产品名称	TYPE C母座板上双贴全贴片带螺丝孔	
XX	±0.30	XX'	±1'	日期 2009/10/20	角法	版本 A0	
XXX	±0.15	XXX'	±0.5'	核准 雷永健	角法	版本 A0	