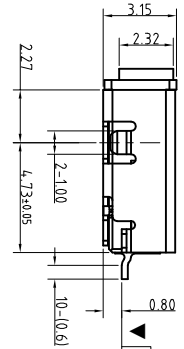
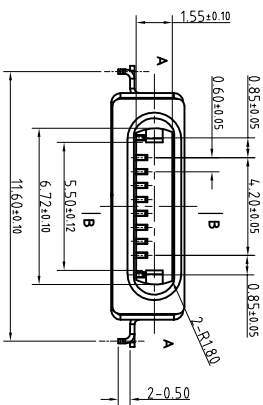
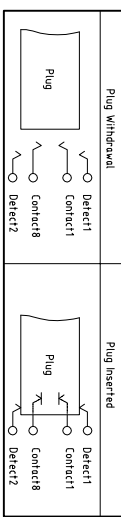


Recommended PCB Layout
Tolerance: ±0.05



NOTE:
△ Material & Finish See Table.

2. Circuit Diagram For Switch



3. Characteristic:

- 3-1 Current Rating: 15A max.; Voltage Rating: 30V
- 3-2 Contact Resistance: 50mOhms max
- 3-3 Insulation Resistance: 100MOhmsΩ min./500VDC
- 3-4 Dielectric Withstanding Voltage: 500VAC/1minute
- 3-5 Mating Force: 15N Max.; Withdrawal Force: 3N Min.;
- 3-6 Durability: 5000 Cycles
- 3-7 Operating Temperature: -25°C to +85°C
- 4. Critical Dimensions Marked "▲" Should Check By QC.
- 5. Please Contact PROMAX Sales Representative to Verify Product Details.

4	Housing	Thermoplastics	White,UL94V-0	UB01-71STD-7F
3	Lock	Stainless Steel	Black,UL94V-0	1105-0101-013352
2	Detect	Copper Alloy	Gold Flash on Solder Tails and Contact Area; Nickel Under Plated Overall.	
1	Terminal	Copper Alloy	Gold Flash on Solder Tails and Contact Area; Nickel Under Plated Overall.	
Item	Part Name	Material	Description	Assembly NO.

产品图

公差一览表

TOLERANCE UNLESS OTHERWISE SPECIFIED	UNIT	MM	制图	王冠	产品料号	16001-IPAR003-X
X	±0.30	X	±5°	审核	产品名称	苹果10P母座沉板0.8
.X	±0.25	X	±2°	核准	角法	
.XX	±0.30	.XX	±1°	日期	版本	A0
.XXX	±0.15	.XXX	±0.5°	DATE	VIEW	