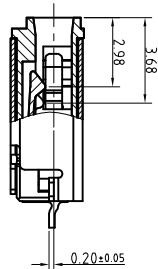
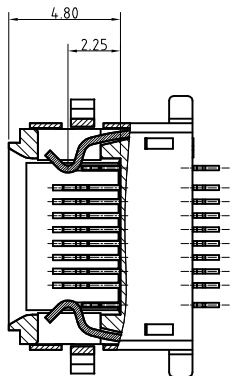
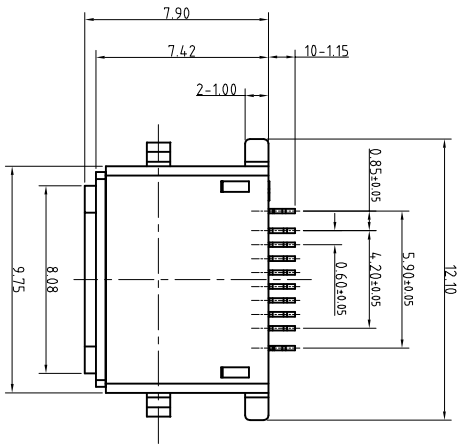
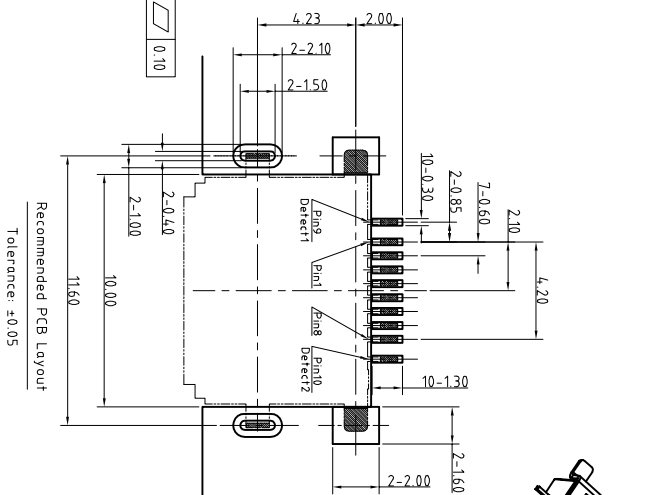
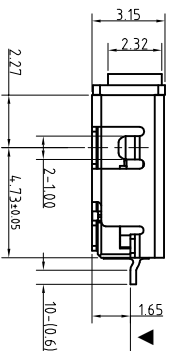


# RoHS 客户图

目錄 MAPX	变更内容 MODIFICATION	日期 DATE
A0	NEW	09-10-20



SECTION B-B

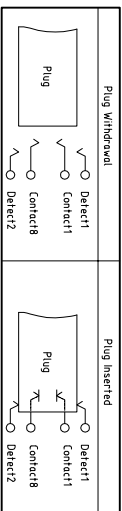


Recommended PCB Layout  
Tolerance: ±0.05

PIN NO.	SIGNAL
1#	GND
2#	DP1
3#	DN1
4#	AC11
5#	PWR IN
6#	DN2
7#	DP2
8#	ACC2
9#	DETECT1
10#	DETECT2
SHELL	GND

NOTE:  
△ Material & Finish See Table:

2. Circuit Diagram For Switch:



3. Characteristic:

- 3-1 Current Rating: 15A max.; Voltage Rating: 30V
- 3-2 Contact Resistance: 50mOhms max
- 3-3 Insulation Resistance: 100MOhmsΩ min./500VDC
- 3-4 Dielectric Withstanding Voltage: 500VAC/1minute
- 3-5 Mating Force: 15N Max; Withdrawal Force: 3N Min.
- 3-6 Durability: 5000 Cycles
- 3-7 Operating Temperature: -25°C to +85°C

4. Critical Dimensions Marked "▲" Should Check By QC.

5. Please Contact PROMAX Sales Representative to Verify Product Details.

## 产品图

PRODUCT CHART DWG

## 深圳市鑫风雷电子有限公司

公差一览表 TOLERANCE UNLESS OTHERWISE		单位 UNITS	MM	制图 DRAWING	王冠	产品料号 PRODUCT PART NO.	16001-IPAR004-X
X	±0.30	X	±5°	比例 SCALE	1:1	产品名称 PRODUCT NO.	苹果10P母座沉板1.6
X	±0.25	X	±2°	日期 DATE	2009/10/20	核准 APPR	雷永健
XX	±0.30	XX	±1°	版本 VERSION			A0
XXX	±0.15	XXX	±0.5°				