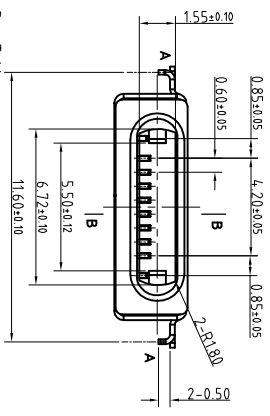
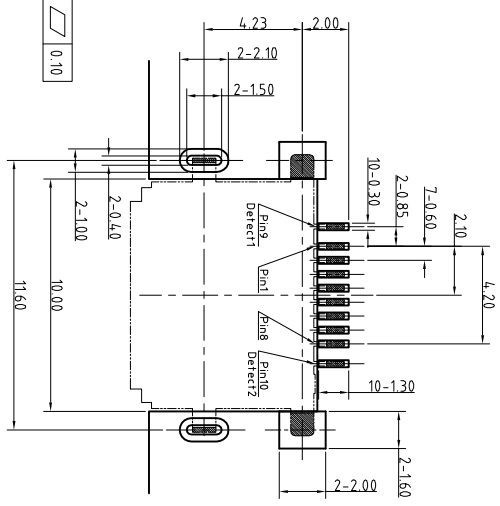
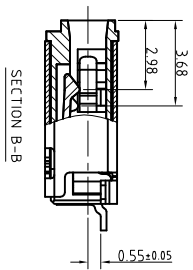
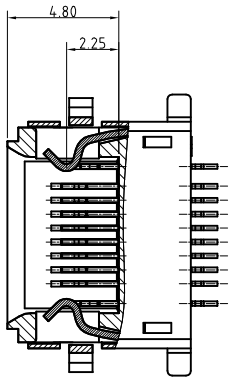
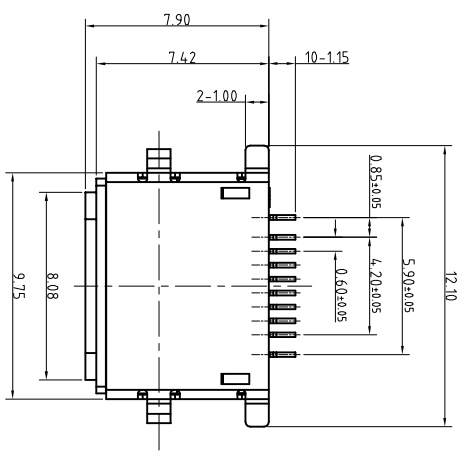
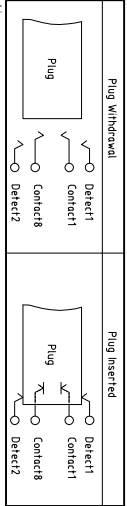


目錄 MAPX A0	變更內容 MODIFICATION NEW	日期 DATE 09-10-20
------------------	-----------------------------	------------------------



NOTE:
 ▲ Material & Finish See Table:
 2. Circuit Diagram For Switch:



3. Characteristics:
 3-1:Current Rating :15A max.; Voltage Rating :30V
 3-2:Contact Resistance:50mOhms max
 3-3:Insulation Resistance:100MOhms@ min./500VDC
 3-4:Dielectric Withstanding Voltage:500VAC/1minute
 3-5:Making Force: 15N Max, Withdrawal Force: 3N Min;
 3-6:Durability: 5000 Cycles
 3-7:Operating Temperature:-25℃ to+85℃
 4. Critical Dimensions Marked "▲" Should Check By DC.
 5. Please Contact PROMAX Sales Representative to Verify Product Details.

Item	Part Name	Material	Description	Assembly NO.
4	Housing	Thermoplastics	White,UL94V-0	UB01-71STD-7F
3	Lock	Stainless Steel	Black,UL94V-0	1105-0101-013352
2	Detect	Copper Alloy	Gold Flash on Solder Tails and Contact Area; Nickel Under Plated Overall.	
1	Terminal	Copper Alloy	Gold Flash on Solder Tails and Contact Area; Nickel Under Plated Overall.	

产品图

公差一览表 TOLERANCE UNLESS OTHERWISE SPECIFIED		单位 UNITS	MM	制图 DRAWING	王冠	产品料号 PRODUCT PART NO.	16001-IPAR005-X
X	±0.30	X	±5°	比例 SCALE	1:1	产品名称 PRODUCT NO.	苹果10P母座沉板2.4
.XX	±0.25	.X	±2°	日期 DATE	2009/10/20	核准 APPD	雷永健
.XXX	±0.15	.XXX	±0.5°	角法 VIEW		版本 VER	A0