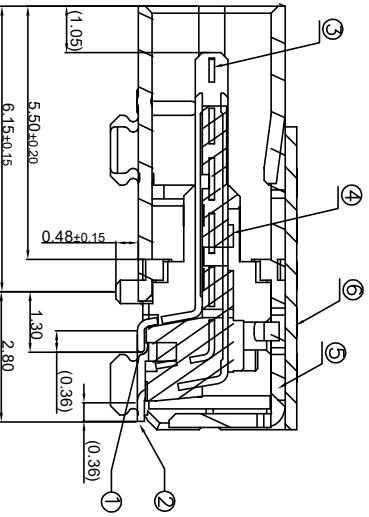
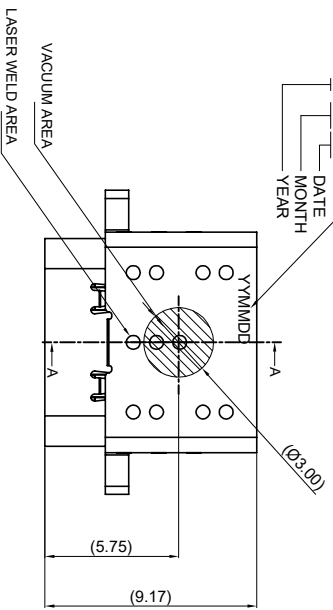


客户图

目録 MAPX	变更内容 MODIFICATION	日期 DATE
A0	NEW	09-10-20

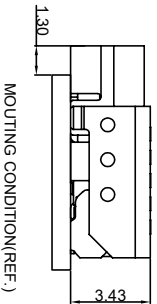
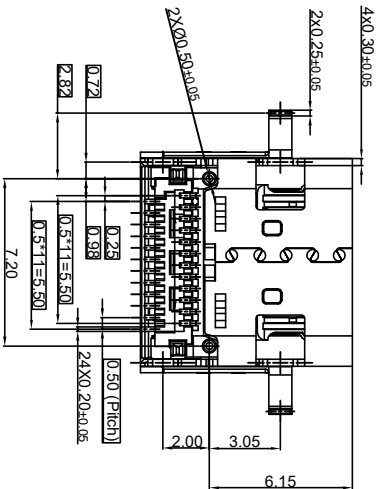
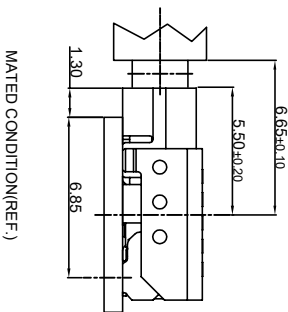
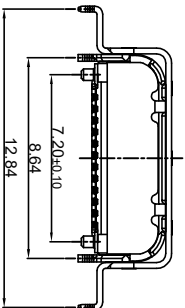
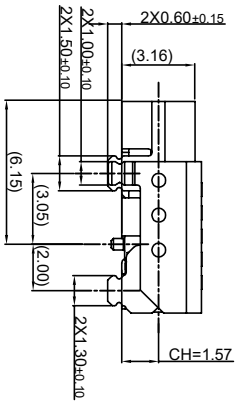
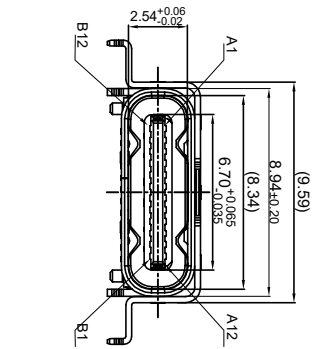
Date Code:
YY MM DD
DATE
MONTH
YEAR



Pin 定义:

A1	A2	A3	A4	A5	A6	A7	A8	A9	A10	A11	A12
GND	TX1+	TX1-	Vbus	CC1	D+	D-	SBU1	Vbus	RX2-	RX2+	GND
GND	RX1+	RX1-	Vbus	SBU2	D-	D+	CC2	Vbus	TX2-	TX2+	GND

B12 B11 B10 B9 B8 B7 B6 B5 B4 B3 B2 B1



ITEM	DESCRIPTION	QTY	MATERIAL	FINISH	REMARK
6	OUT SHELL	1	STAINLESS STEEL	NICKEL PLATING	
5	INT SHELL	1	STAINLESS STEEL	NICKEL PLATING	
4	MAIN HOUSING	1	HIGH TEMPERATURE	-	COLOR:BLACK
3	MID PLATE	1	STAINLESS STEEL	-	
2	BOTTOM TERMINAL	1	COPPER ALLOY	-	
1	TOP TERMINAL	1	COPPER ALLOY	-	

WELDING: SOLDER SUGGESTED FLASH, 30μ NICKEL OVERALL.
SOLDER: 70/30 SOLDER FLASH, 30μ NICKEL OVERALL.

产品图 PRODUCT CHART DWG		深圳市鑫风雷电子有限公司 Shenzhen xinfenglei Electronic Co., Ltd	
公差一览表 TOLERANCE UNLESS OTHERWISE		单位 UNITS	制图 DRAWING
X	±0.30	X	王冠
X	±0.25	X'	审核 雷永健
XX	±0.30	XX'	核准 雷永健
XXX	±0.15	XXX'	日期 DATE
比例 SCALE		1:1	2009/10/20
产品料号 PRODUCT PART NO.		11016-UCAP003-A	版本 VER
产品名称 PRODUCT NO.		TYPE C 24P母连接器(双壳双座 L=9, 17外充脚长0.6)	角度 VIEW
			A0

