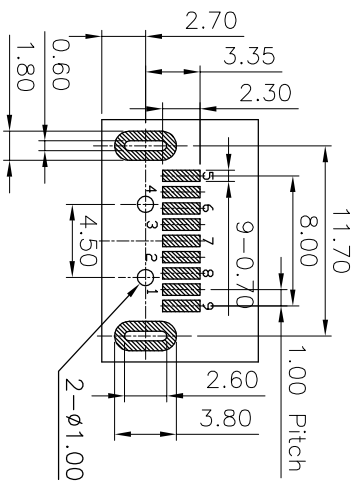
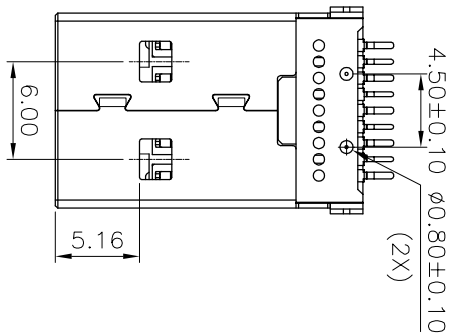
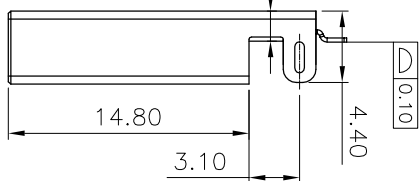
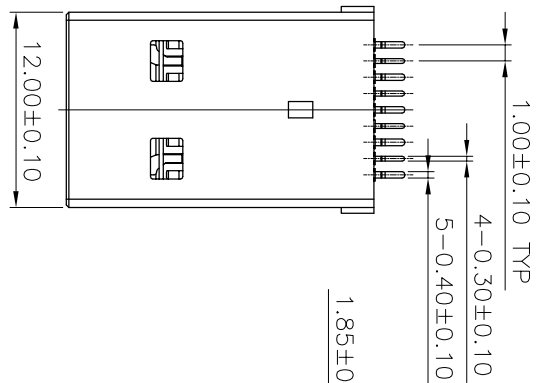
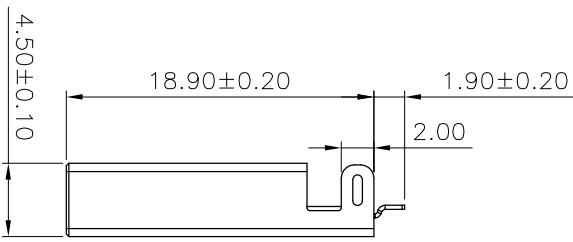
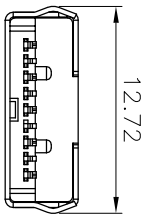


RoHS

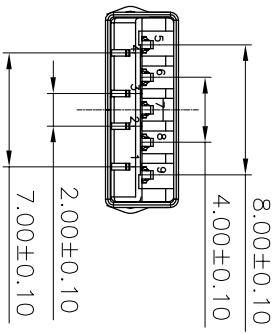
客户图

目錄 MAPX	变更内容 MODIFICATION	日期 DATE
A0	NEW	09-10-20



REFERENCE PCB LAYOUT

SPECIFICATIONS:
 Contact current Rating:
 1.8 Amperes for pin1&pin4,
 0.25 Amperes other contacts
 Dielectric Withstanding Voltage:AC 100V/(RMS)
 Insulation resistance:100Megaohms Minimum.
 Contact Resistance:
 30mΩ Max for pin1&pin4
 50mΩMax for other contacts
Mechanical Characteristics:
 Mating Force:35 Newtons,Maximum
 Unmating Force:10 Newtons,Minimum.
MATERIAL:
 Housing: LCP+30%GF 94V-0 COLOR:BLUE
 Contact: copper alloy(T=0.25mm)
 Shell: SPC
PLATING:
 Contact: Au Plated on contact area
 Tin Plated on solder area
 Nickel underplating over all
 Shell: Nickel Plated
 operating Temperature:-55°to+85°



Pin NUMBER	SIGNAL NAME
1	VBUS
2	D-
3	D+
4	GND
5	Stda_SSRX-
6	Stda_SSRX+
7	GND_DRAIN
8	Stda_SSTX-
9	Stda_SSTX+
ShellShield	

产品图

PRODUCT CHART DWG

公差一览表

TOLERANCE UNLESS OTHERWISE	公差
X	±0.30
.X	±0.25
.XX	±0.30
.XXX	±0.15

深圳市鑫风雷电子有限公司
 Shenzhen xinfenglei Electronic Co., Ltd

单位 UNITS	MM
比例 SCALE	1:1
日期 DATE	2009/10/20
制图 DRAWING	王冠
审核 CHECK	雷永健
核准 APPR	雷永健
产品料号 PRODUCT PART NO.	11005-U3AM002-A
产品名称 PRODUCT NO.	USB AM 3.0 SMT 1=1.9 脚 (有定位柱)
画法 VIEW	
版本 VER	A0