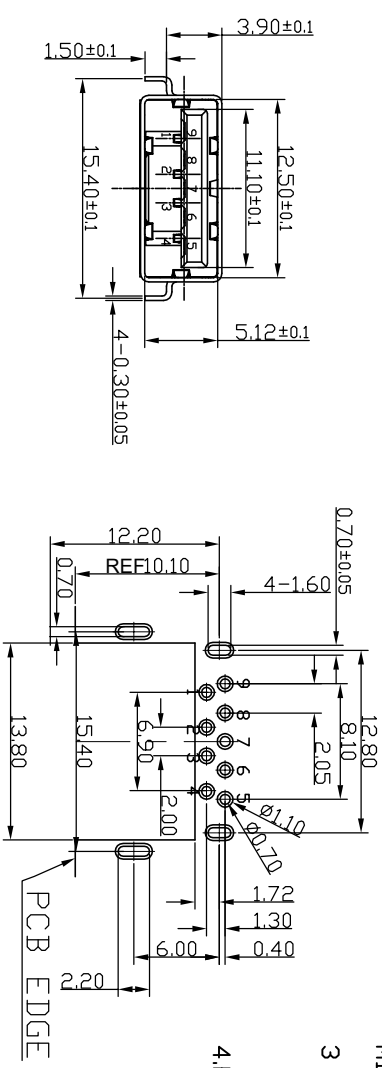
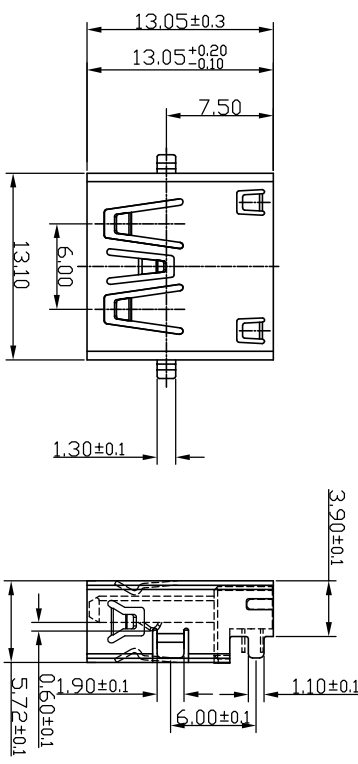


RoHS Compliant

客户图

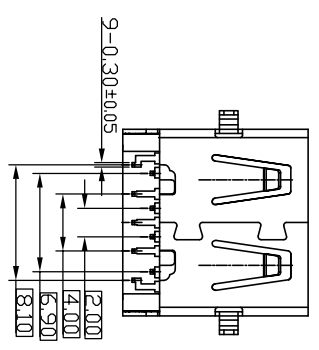
目錄 MAPX A0	變更內容 MODIFICATION NEW	日期 DATE 09-10-20
------------------	-----------------------------	------------------------



TOLERANCE: ±0.05, THICKNESS: 1.2 mm
RECOMMENDED PCB LAYOUT

- NOTE:
1.MATERIAL:
1.1 INSULATOR: LCP UL 94V-0
1.2 CONTACT: BRONZE (T=0.20mm)
1.3 SHELL: BRASS (T=0.30mm)
2.ELECTRICAL CHARACTERISTICS:
2.1 CONTACT RESISTANCE: 30mΩ MAXIMUM
2.2 CONTACT CURRENT RATING: 1.5A
2.3 DIELECTRIC WITHSTANDING VOLTAGE: 500 V R.M.S.
2.4 INSULATION RESISTANCE 1000 MEGOHMS MIN
2.5 OPERATING TEMPERATURE: -40°C ~ 85°C
3 MECHANICAL CHARACTERISTICS:
3.1 MATING FORCE: 3.57kg MAX
3.2 UNMATED FORCE: 1.02kg MIN
3.3 DURABILITY: MANDATORY > 5,000 CYCLES
4. PLATING
4.1 TERMINAL:
50μ" MIN NICKEL ALL OVER
100μ" MIN Tin ON SOLDER AREA
(1~30) μ" Au ON CONTACT AREA
4.2 SHELL: 100μ" MIN NICKEL ALL OVER

Pin NUMBER	SIGNAL NAME
1	VBUS
2	D-
3	D+
4	GND
5	Stda_SSRX-
6	Stda_SSRX+
7	GND_DRAIN
8	Stda_SSTX-
9	Stda_SSTX+
Shell Shield	



产品图

深圳市鑫风雷电子有限公司

公差一览表 TOLERANCE UNLESS OTHERWISE SPECIFIED		单位 UNITS	MM	制图 DRAWING	王冠	产品料号 PRODUCT PART NO.	26015-13AF008-X
X	±0.30	X	±5°	审核 CHECK	雷永健	产品名称 PRODUCT NO.	USB 3.0 A型 9 D型 插接式 插座
.X	±0.25	.X	±2°	核准 APPD	雷永健	图号 DRAWING NO.	USB 3.0 A型 9 D型 插接式 插座
.XX	±0.30	.XX	±1°	日期 DATE		版本 VER	A0
.XXX	±0.15	.XXX	±0.5°				