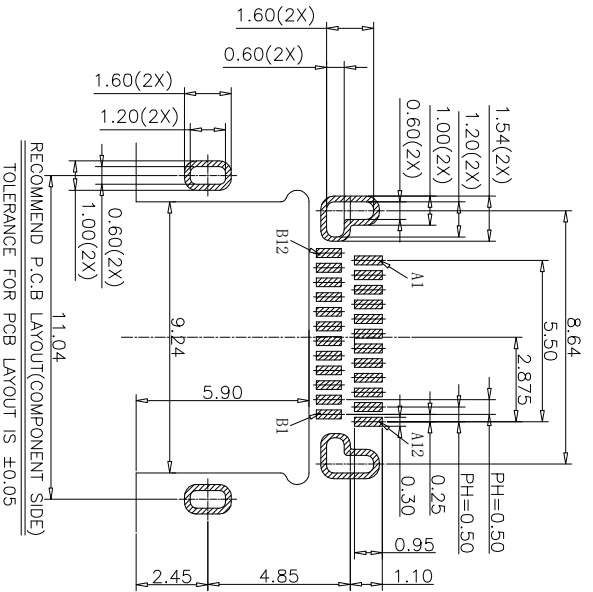
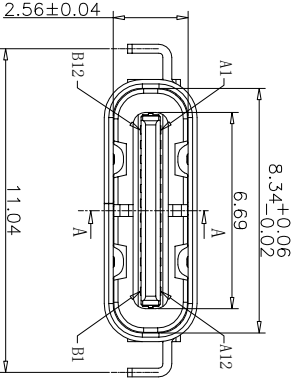
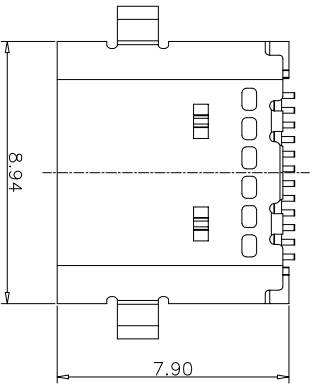
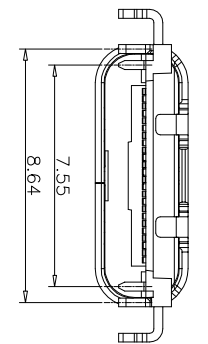
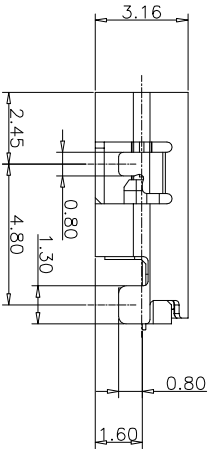


# ROHS 客户图



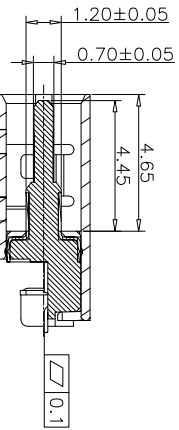
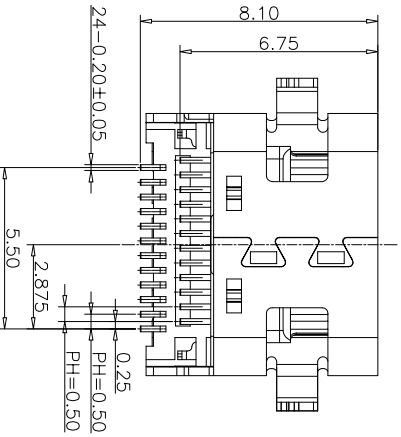
RECOMMEND P.C.B LAYOUT(COMPONENT SIDE)  
TOLERANCE FOR PCB LAYOUT IS ±0.05



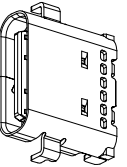
USB TYPE C PIN ASSIGNMENTS

PIN NUMBER	SIGNAL NAME	PIN NUMBER	SIGNAL NAME
A1	GND	B12	GND
A2	TX1+	B1	TX1+
A3	TX1-	B10	TX1-
A4	VBUS	B9	VBUS
A5	CC1	B8	SR02
A6	DP1	B7	DN2
A7	DM1	B6	DP2
A8	SR01	B5	CC2
A9	VBUS	B4	VBUS
A10	RX2-	B3	TX2-
A11	RX2+	B2	TX2+
A12	GND	B1	GND

由 Autodesk 教育版产品制作



SECTION A-A  
SCALE 1:1



目錄 MAPX	变更内容 MODIFICATION	日期 DATE
A0	NEW	09-10-20

TABLE:

NO	PART	Q'TY	Material
1	SHELL	1	STAINLESS STEEL,NI PLATED
2	CONTACT	24	COPPER ALLOY,TIN/AU/NI PLATED
3	MID PLATE	1	STAINLESS STEEL,NO PLATING
4	EMI	1	STAINLESS STEEL,NI PLATED
5	HOUSING	1	HIGH TEMPERATURE RESISTANT PLASTIC BLACK UL94 V-0

**产品图**  
PRODUCT CHART DWG

公差一览表  
TOLERANCE UNLESS OTHERWISE

X	±0.30	X	±5°
X	±0.25	X	±2°
XX	±0.20	XX	±1°
.XXX	±0.15	.XXX	±0.5°

日期: 2009/10/20

制图: 王冠  
审核: 雷永健  
核准: 雷永健

产品料号: 25004-UCAR002-X

产品名称: 雷永健  
联系方式: mailbox:sale1@xfll.com.com

日期: 2009/10/20

核准: 雷永健  
联系方式: Mailbox:web

深圳市鑫风雷电子有限公司  
Shenzhen xinfenglei Electronics Co., Ltd