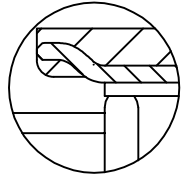
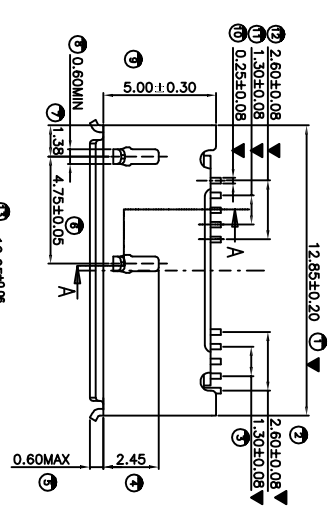
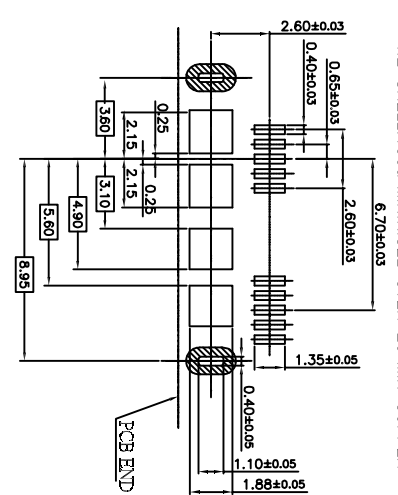
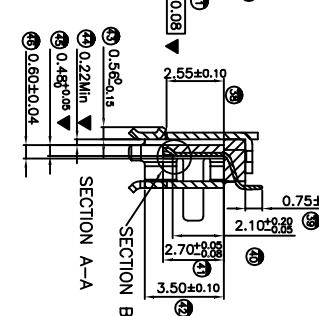
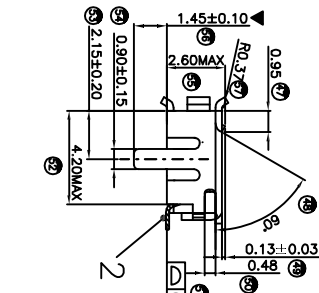
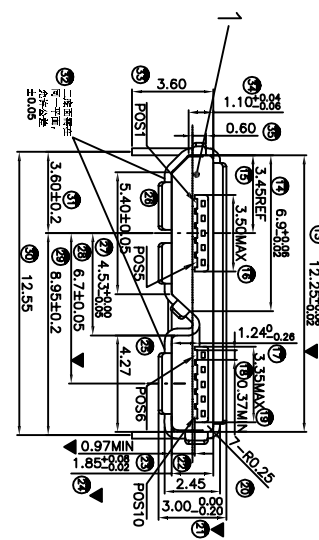
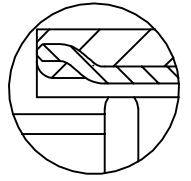


ROHS 客户图

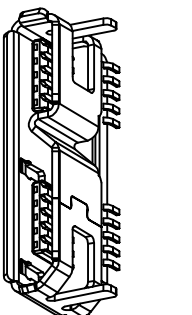
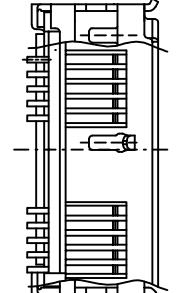
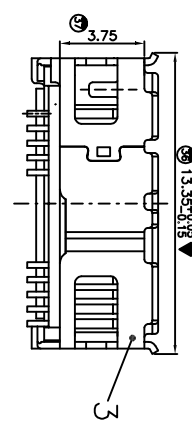
目録 MAPX	变更内容 MODIFICATION	日期 DATE
A0	NEW	09-10-20



SECTION B Scale 5:1



NOTE:
 1. MATERIAL:
 1.1 INSULATOR: LCP UL 94V-0
 1.2 CONTACT: COPPER ALLOY (T=0.15mm)
 1.3 SHELL: SUS-304 (T=0.30mm)
 2. ELECTRICAL CHARACTERISTICS:
 2.1 CONTACT RATING: 30 VAC
 2.2 CONTACT CURRENT RATING: 1.5A
 2.3 DIELECTRIC WITHSTANDING VOLTAGE: 100 V R.M.S.
 2.4 INSULATION RESISTANCE: 100MΩ MIN INITIAL
 2.5 OPERATING TEMPERATURE: -0°C ~ 50°C
 3. MECHANICAL CHARACTERISTICS:
 3.1 MATING FORCE: 3.57kg MAX
 3.2 UNMATED FORCE: 1.02kg MIN
 3.3 RETENTION FORCE: 8N/PCS MIN
 4. PLATING
 4.1 TERMINAL: 1u"3u"15u" GOLD FLASH ALL OVER 50u" MIN
 NICKEL AND 100u" MIN TIN ALL OVER 50u" MIN NICKEL
 ON SOLDER AREA
 4.2 SHELL: 150u" MIN NICKEL OVER 20u" MIN COPPER



Pin NUMBER	SIGNAL NAME
1	VBUS
2	D-
3	D+
4	ID
5	GND
6	MIC_A_SSTX-
7	MIC_A_SSTX+
8	GND_DRAIN
9	MIC_A_SSRX-
10	MIC_A_SSRX+
Shell	Shield

NO.	DESCRIPTION	MATERIAL	COLOR	REMARK
3	Shell	SUS-304		Ni Plated
2	Terminal	Pho.Bronze C5191R-H		Gold/Tin Plated
1	Housing	High Temp	Black	UL 94V-0

深圳市鑫风雷电子有限公司

公差一览表	单位	MM
TOLERANCE UNLESS OTHERWISE	UNITS	MM
X ±0.30	X'	±5'
X ±0.25	X'	±2'
.XX ±0.30	.XX'	±1'
.XXX ±0.15	.XXX'	±0.5'

制图	王冠	产品料号	17004-U3MF002-X
审核	雷永健	产品名称	USB 3.0 Micro Standard B Type两脚DIP
核准	雷永健	制法	
日期	2009/10/20	版本	A0