由 Autodesk 教育版产品制作

RoHS 客户图

目錄 MAPX	设变内容 MODIFICATION	日期 DATE
A0	NEW	09-10-20

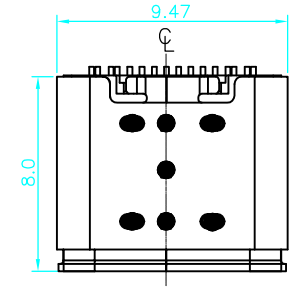

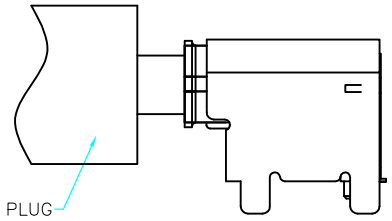

AFTER MATING

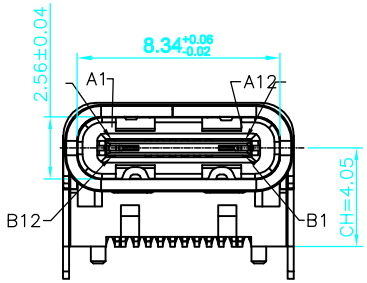

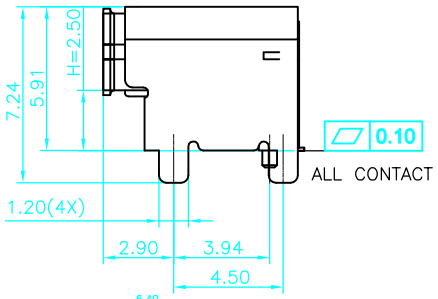

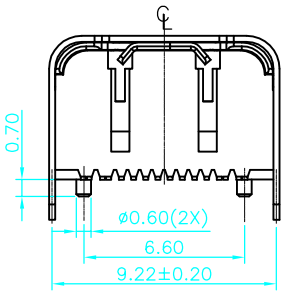

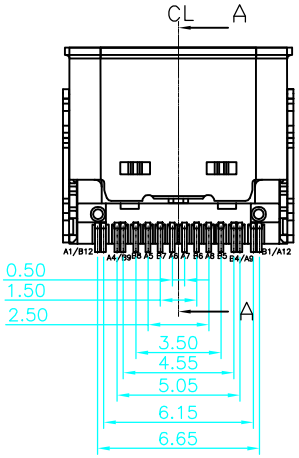

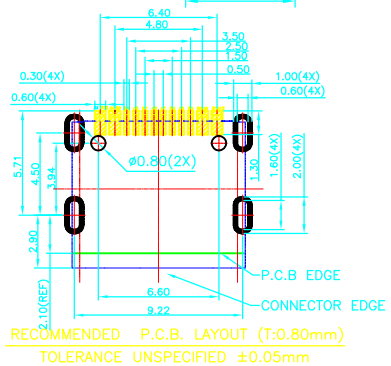

NOTE:

1. MATERIAL SPECIFICATION:
   1. HOUSING:HIGH TEMPERATURE RESISTANT PLASTIC,UL94 V-0.
   2. CONTACTS:COPPER ALLOY
   3. MID PLATE: STAINLESS STEEL
   4. FRONT SHELL: STAINLESS STEEL
   5. EMI PLATE: STAINLESS STEEL
   6. TOP SHELL: STAINLESS STEEL
2. PLATING SPECIFICATION:
   2-1. CONTACTS:
   Ni 50u" MIN. UNDER PLATED OVER ALL.
   Au 3u"PLATED ON THE FUNCTIONAL AREA OF CONTACT.
   Au G/F PLATED ON SOLDER AREA.
   2-2. FRONT SHELL&TOP SHELL:
   Ni 30u" MIN. UNDER PLATED OVER ALL.
   2-3. SHIELD PLATE&EMI PLATE: CLEAR ONLY
3. MECHANICAL PERFORMANCE,
   3-1. INSERTION FORCE: 0.5~2.0kgf.
   3-2. REMOVAL FORCE: 0.8kgf~2.0kgf.
   3-3. DURABILITY: 10000 CYCLES.
4. ELECTRICAL PERFORMANCE,
   4-1. CURRENT RATING:5.0A
   VOLTAGE RATING:5.0V
   4-2. LLCR:
   VBUS & GND PINS AND OTHER PINS: 40mΩ/PIN MAX.
   SHIELD: 50mΩ/MAX.
   LLCR MAX. CHANGE OF ALL PINS: 10mΩ.
   4-3. INSULATION RESISTANCE: 100MΩ MIN
   4-4. DIELECTRIC WITHSTAND VOLTAGE,AC 100V FOR 1 MINUTE.
5. ENVIRONMENTAL PERFORMANCE:
   OPERATING TEMPERATURE: -25° C~+85° C.
   THE PEAK TEMPERATURE ON THE BOARD SHALL

USB TYPE-C PIN ASSIGNMENTS

PIN NUMBER	A1	A4	A5	A6	A7	A8	A9	A12
SIGNAL NAME	GND	VBUS	CC1	Dp1	Dn1	SBU1	VBUS	GND
PIN NUMBER	B12	B9	B8	B7	B6	B5	B4	B1
SIGNAL NAME	GND	VBUS	SBU2	Dn2	Dp2	CC2	VBUS	GND

产品图 PRODUCT CHART DWG

公差一览表 TOLERANCE UNLESS OTHERWISE

X.	±0.30	X°.	±5°
.X	±0.25	.X°	±2°
.XX	±0.30	.XX°	±1°
.XXX	±0.15	.XXX°	±0.5°

深圳市鑫风雷电子有限公司
Shenzhen xinfenglei Electronic Co., Ltd

单位 UNITS	MM	制图 DRAWING	王 冠	产品料号 PRODUCT PART NO.	19012-UCAF014-A
比例 SCALE	1:1	审核 CHKD	雷永健	产品名称 PRODUCT NO.	TYPE C 16P母座加高2.5 CH=4.05 L=8.0
日期 DATE	2009/10/20	核准 APPD	雷永健	角法 VIEW	版本 VER A0

THIS DRAWING CONTAINS INFORMATION THAT IS PROPRIETARY TO XINFENGLEI ELECTRONIC CO.,LTD.AND SHOULD NOT BE USED WITHOUT WRITTEN PERMISSION

由 Autodesk 教育版产品制作