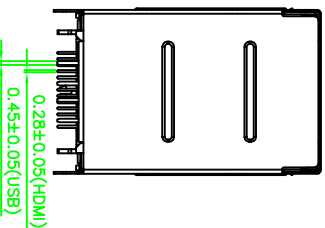
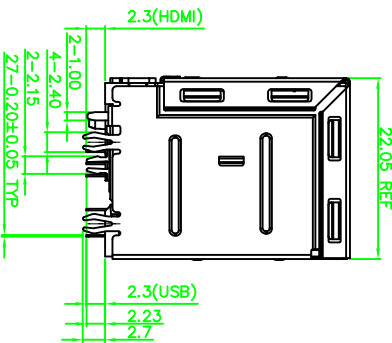
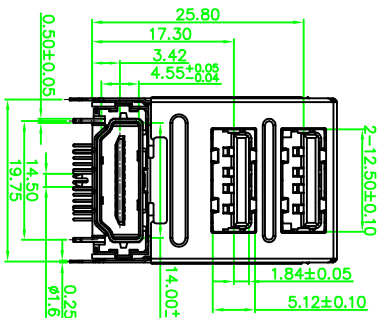
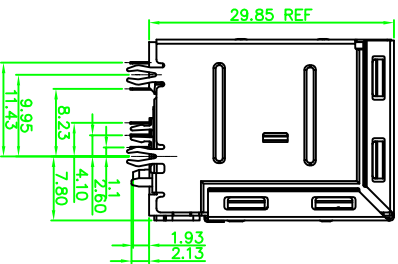


ROHS 客户图

目錄 MAPX A0	變更內容 MODIFICATION NEW	日期 DATE 09-10-20
------------	-----------------------	------------------

HDMI SHELL	C2680 NI 50U"
USB BACK SHELL	SIS450 NI 50U" Sn 100U"
USB FRONT SHELL	SIS304
USB IN SHELL	SIS304
USB MIDDLE SHELL	SIS304
CONTACT	BRASS C2680 NI 50U" Sn 100U" Au 1u-3u"
HDMI SPACER	LCP BLACK
HDMI HOUSING	LCP BLACK
USB SPACER	PA66 BLACK
USB HOUSING	PA66 BLACK

Part NO.	SPECIFICATION
----------	---------------

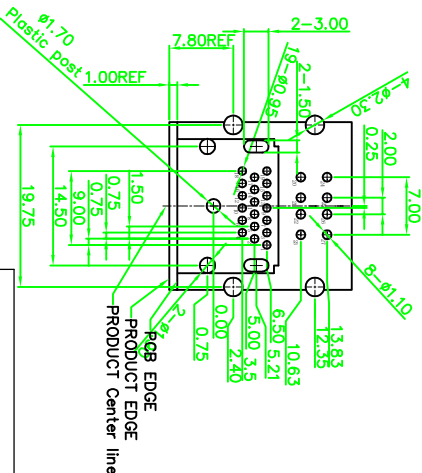
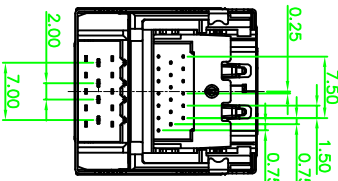


USB2.0 Pin Assignments

Pin Number	Signal Name
20, 24	VBUS
21, 25	D-
22, 26	D+
23, 27	GN
SHELL	


HDMI A Type Pin Assignments

Pin Number	Signal Name	Pin Number	Signal Name
1	TMS DATA 2+	2	TMS DATA2 Shield
3	TMS DATA 2-	4	TMS DATA1+
5	TMS DATA1 Shield	6	TMS DATA1-
7	TMS DATA+	8	TMS DATA0 Shield
9	TMS DATA-	10	TMS Clock+
11	TMS Clock Shield	12	TMS Clock-
13	CEC	14	UTILITY
15	SCL	16	SDA
17	DRC/CEC Ground	18	+5V Power
19	Hot Plug Detect		



RECOMMENDED PCB LAYOUT(TOP VIEW)
TOLERANCE: ±0.05
RECOMMENDED PCB THICKNESS: 1.60±0.05mm

- NOTES
- INTERNAL SPECIFICATION
 - 1-1 USB MATERIAL & SPACER: SEE TABLE U194V-0
 - 1-1-1 HOUSING & SPACER: SEE TABLE U194V-0
 - 1-1-2 CONTACTS: BRASS C2680
 - 1-1-3 FRONT SHELL & BACK SHELL: SEE TABLE U194V-0
 - 1-1-4 MIDDLE SHELL: SEE TABLE U194V-0
 - 1-2 HDMI MATERIAL SPECIFICATION - SEE TABLE U194V-0
 - 1-2-1 HOUSING & SPACER: LCP+40%GF BLACK; U194V-0
 - 1-2-2 PLASTIC FILLER: PA66; BLACK; U194V-2
 - 1-2-3 CONTACTS: BRASS(C2680)
 - 1-2-4 SHELL: BRASS(C2680)
- PLATING SPECIFICATION
 - 2-1 CONTACTS:
 - 2-1-1 UNDER PLATED
 - 2-1-2 Au 1~3u" PLATED ON THE FUNCTIONAL AREA OF CONTACTS AND 100u" MIN MATTE TIN PLATING ON SOLDER TALL
 - 2-2 USB BACK SHELL: 50u" MIN NICKEL; PLATING OVER ALL 100u" MIN MATTE TIN PLATING ON SOLDER AREA
 - 2-3, HDMI SHELL: SEE TABLE U194V-0
 - MECHANICAL PERFORMANCE
 - 3-1 USB MOUNTING FORCE: 0.5N MAX
 - 3-1-1 INITIALITY: 0.8kgf MIN, AFTER THD SPECIFIED INSERTION
 - 3-1-2 REMOVAL FORCE: 1.0kgf MIN
 - 3-2 REMOVAL FORCE: 4.4N(4.5kgf) MAX
 - 3-2-1 INSERTION FORCE: 9.7N~38.2N(1.0kgf~4.0kgf)
 - 3-2-2 DURABILITY: 10,000 CYCLES
 - 3-2-3 DURABILITY: 10,000 CYCLES
 - MECHANICAL PERFORMANCE
 - 4-1 USB(2.0) ELECTRICAL PERFORMANCE
 - 4-1-1 INSULATION RESISTANCE: 100MΩ MIN
 - 4-1-2 DIELECTRIC WITHSTAND VOLTAGE: AC 500V FOR 1 MINUTE
 - 4-2 HDMI ELECTRICAL PERFORMANCE
 - 4-2-1 CURRENT RATING: 0.5A MAX
 - 4-2-2 INSULATION RESISTANCE: 10MΩ MIN
 - 4-2-3 DIELECTRIC WITHSTAND VOLTAGE: AC 500V FOR 1 MINUTE
 - ROHS COMPLIANT
 - WAVE SOLDER: THE CONNECTOR SHALL BE MOUNTED ON THE PCB, THE TEMPERATURE OF THE SOLDER SHALL BE 270±5 AND IMERSION DURATION 10 SECONDS



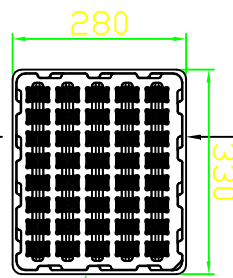
产品图 深圳市鑫风雷电子有限公司

公差一览表		单位	MM
TOLERANCE UNLESS OTHERWISE		UNITS	
X	±0.30	X'	±5'
X	±0.25	X''	±2'
XX	±0.30	XX'	±1'
XXX	±0.15	XXX'	±0.5'

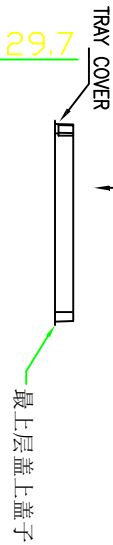
制图	王冠	产品料号	00710-U2FHDP2-X
DRAWING		PRODUCT PART NO.	
审核	雷永健	产品名称	USB2.0X双层+HDMI 2.1母座 三层鱼叉脚
CHECK		PRODUCT NO.	
核准	雷永健	角法	⊕ ⊖
APPROVE		版本	A0
		VIEW	

RoHS 客户图

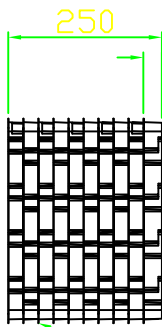
目錄 MAPX A0	變更內容 MODIFICATION NEW	日期 DATE 09-10-20
------------------	-----------------------------	------------------------



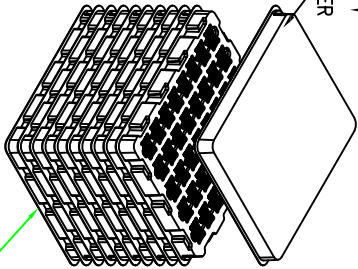
每盘40PCS产品，USB插口朝上放入



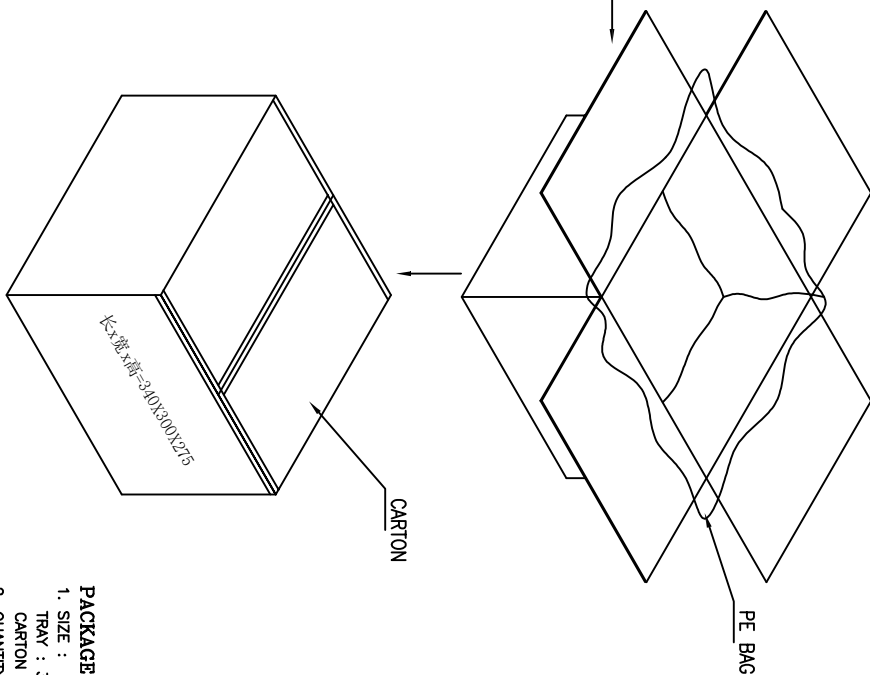
最上层盖上盖子



TRAY COVER



一叠并排放入PE代中



CARTON

长x宽x高=340x300x275

PACKAGE
 1. SIZE :
 TRAY : 330 x 280 x 29.7 mm (LxWxH)
 CARTON : 340 x 300 x 275 mm (LxWxH)
 2. QUANTITY :
 40 PCS / TRAY
 10 TRAY / CARTON = 400 PCS

深圳市鑫风雷电子有限公司

产品图 PRODUCT CHART DWG		公差一览表 TOLERANCE UNLESS OTHERWISE		单位 UNITS	MM	制图 DRAWING	王冠	产品料号 PRODUCT PART NO.	00710-U2FHDF2-X
X	±0.30	X	±5°	比例 SCALE	1:1	审核 CHECK	雷永健	产品名称 PRODUCT NO.	USB2.0双层+HDMI 2.1母座 三层鱼叉脚
.XX	±0.30	.XX	±2°	日期 DATE	2009/10/20	核准 APPD	雷永健	角法 VIEW	⊕ ⊖
.XXX	±0.15	.XXX	±0.5°					版本 VER	A0