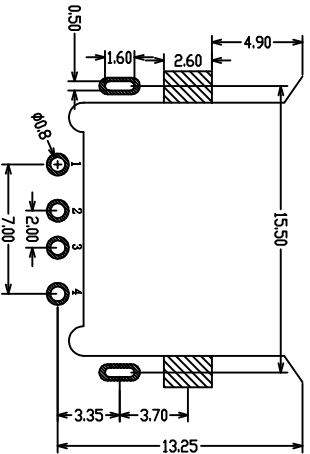
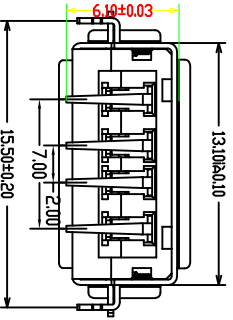
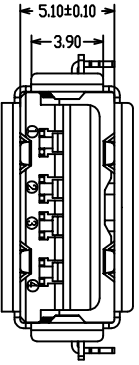
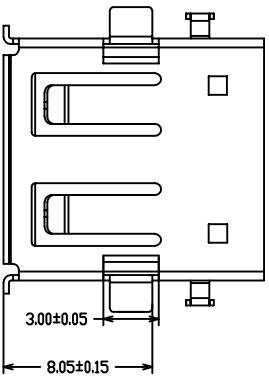
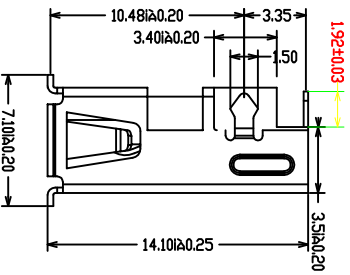
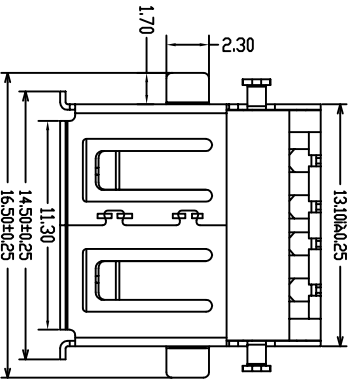


RoHS 客户图



目錄 MAPX	变更内容 MODIFICATION	日期 DATE
A0	NEW	23-11-27

注解:

1. 材料要求:
 - 1.1 胶态: LCP 30%GF, 防火等级: 颜色: 黑色;
 - 1.2 端子: C26801, T=0.25MM 电镀U;
 - 1.4 外壳: C26801, T=0.30MM 24H盐雾
2. 机械性能要求:
- 3.1 插入力最大: 3.5, 0kgf;
- 3.2 拔出力最小: 0.7kgf;
- 3.3 耐久插拔: 3000次循环
4. 电气性能要求:
 - 4.1 额定电压: 5V
 - 4.2 耐压: 交流电压最大: 4500伏特, 最少1分钟;
 - 4.3 绝缘电阻: 在直流电压500伏特时, 最小1000MΩ欧姆;
 - 4.4 接触电阻: 最大: $330\mu\Omega$
 - 4.5 额定电流: 1.5A, Contact Terminal 接触面积: 30Milleches Max 铜电压: 500V/AC/AT Sea Level 绝缘阻抗: 1000MΩ @ Omnis Min
5. 环境性能要求:
 - 5.1 使用环境: -20摄氏度~85摄氏度
 - 5.2 部件耐热焊接温度符合: 230摄氏度30~60秒, 260摄氏度10秒要求;
 6. 部件符合RoHS 2009/95/EC.

Pin #	SIGNAL NAME	DESCRIPTION	TERMINAL
1	VBUS	POWER	SECOND
2	D-	USB 2.0 DIFFERENTIAL PAIR	THIRD
3	D+	DIFFERENTIAL PAIR	THIRD
4	GND	GROUND FOR POWER RETURN	SECOND

PART NO: 8002F-0000013-X

SERISE: USB2.0
 Receptacle
 serial number
 Variabler

Material & Surface Finish

NO.	Part Name	Material	Surface Finish
1	Insulation	LCP+30% GF	
2	Contact Terminal	cs191	Under plate: 50u" Nickel All Over Contact Area Plated: Gold Flash Solder Tails Area: 80u" Tin Plated.
3	Shell	SK7	Under plate: 50u" Nickel All Over

深圳市鑫风雷电子有限公司

产品图 PRODUCT CHART DWG		单位 UNITS		MM	
公差一览表 TOLERANCE UNLESS OTHERWISE		比例 SCALE		1:1	
X	±0.30	X	±5°	日期 DATE	2009/10/20
X	±0.25	X	±2°	制图 DRAWING	王冠
XX	±0.30	XX	±1°	审核 CHECK	雷永健
XXX	±0.15	XXX	±0.5°	核准 APPRD	雷永健
产品料号 PRODUCT PART NO		产品名称 PRODUCT NO		角法 VIEW	
8002F-0000013-X		USB A型板反向上高H=3.5MM有边		版本 VER	
				A0	