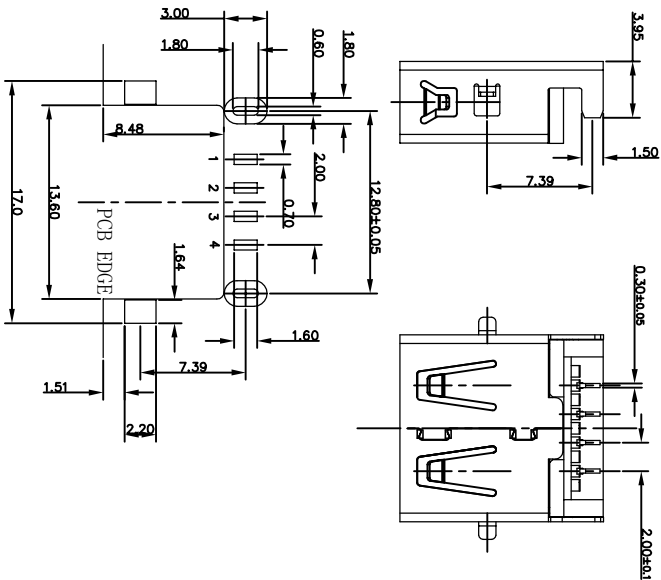
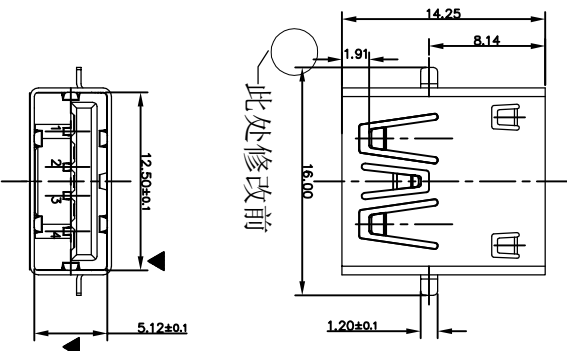
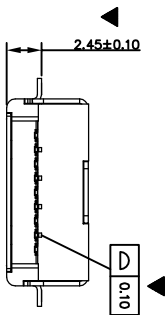


RoHS 客户图

目錄 MAPX	變更內容 MODIFICATION	日期 DATE
A0	NEW	09-10-20



RECOMMENDED PCB LAYOUT
(TOLERANCE: ±0.05)

NOTE:

1. MATERIAL:

- 1.1 INSULATOR: LCP UL 黑色
- 1.2 CONTACT: BRONZE (T=0.20mm)

- 1.3 SHELL: SUS201 (T=0.30mm)

2. ELECTRICAL CHARACTERISTICS:

- 2.1 CONTACT RESISTANCE: 30mΩ MAXIMUM
- 2.2 CONTACT CURRENT RATING: 1.5A
- 2.3 DIELECTRIC WITHSTANDING VOLTAGE: 500 V

R.M.S.

- 2.4 INSULATION RESISTANCE 1000 MEGOHMS MIN
- 2.5 OPERATING TEMPERATURE: -40°C ~ 85°C

3. MECHANICAL CHARACTERISTICS:

- 3.1 MATING FORCE: 3.57kg MAX
- 3.2 UNMATED FORCE: 1.02kg MIN
- 3.3 DURABILITY: MANDATORY: 5,000 CYCLES

4. PLATING

4.1 TERMINAL:

- 50U" MIN NICKEL ALL OVER
- 100U" MIN Tin ON SOLDER AREA
- (1~30)U" Au ON CONTACT AREA
- 4.2 SHELL: 100U" MIN. NICKEL ALL OVER
- 5. " " FOR MAJOR DIM

产品图

深圳市鑫风雷电子有限公司

PRODUCT CHART DWG

公差一览表

TOLERANCE UNLESS OTHERWISE	公差	UNIT	制图	王冠	产品料号	26015-102AP001-A
X	±0.30	X	审核	雷永健	产品名称	USB 2.0 A型 版本2.45 SMT
.X	±0.25	.X	核准	雷永健	角法	1=14.25无边
.XX	±0.30	.XX	日期	2009/10/20	版本	A0
.XXX	±0.15	.XXX	DATE		VIEW	