RoHS 客户图

目錄 MAPX	设变内容 MODIFICATION	日期 DATE
A0	NEW	09-10-20

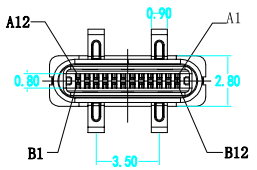

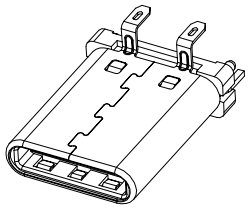

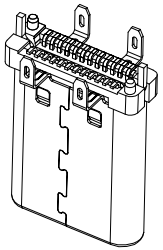

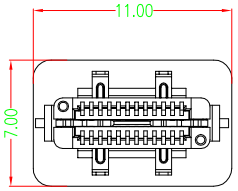

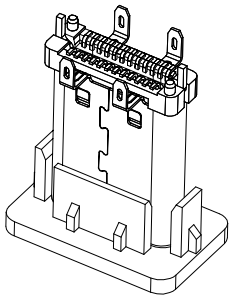

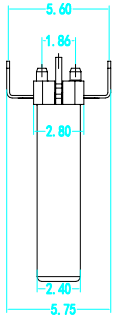

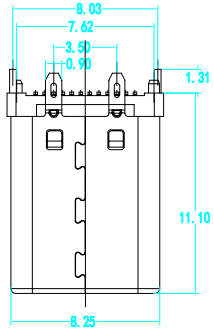

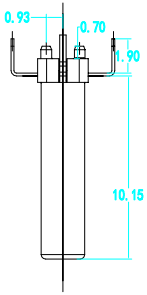

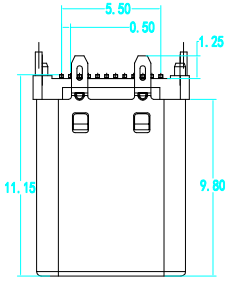

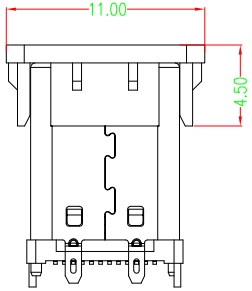

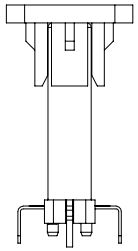

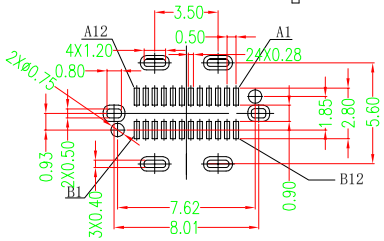

RECOMMENDED PCB LAYOUT(t=0.80±0.05)
COMPONENT SIDE(GENERAL TOLERANCE:±0.05)

A1	GND	B12	GND
A2	SSTXP1	B11	SSRXP1
A3	SSTXN1	B10	SSRXN1
A4	VBUS	B9	VBUS
A5	CC1	B8	SBU2
A6	DP1	B7	DN2
A7	DN1	B6	DP2
A8	SBU1	B5	CC2
A9	VBUS	B4	VBUS
A10	SSRXN2	B3	SSTXN2
A11	SSRXP2	B2	SSTXP2
A12	GND	B1	GND
PIN	SIGNAL NAME	PIN	SIGNAL NAME

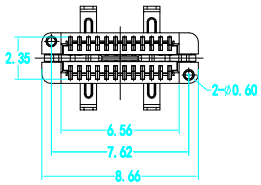

NOTES:

SPECIFICATION:

1. CURRENT RATING: 3.0A MAX
2. VOLTAGE: 100 VAC
3. TEMPERATURE RANGE: -30 °C ~ 85 °C
4. CONTACT RESISTANCE: 40 MILLIONHM MAX
5. INSULATION RESISTANCE: 100 MEGOHMS MIN.
6. LNSERTION FORCE : 5N~20N
7. UNMATING FORCE: 8N~20N
8. DURABILITY: 10,000 CYCLES

NO.	DESCRIPTION	MATERIAL	REMARKS	QTY
5	COVER	HIGH TEMPERATURE PLASTIC	LCP BLACK	1PCS
4	SPRING	STAINLESS STEEL	---	2PCS
3	LATCH	STAINLESS STEEL	TIN:80-120u"Min/Ni base:50u"Min Plated	1PCS
2	SHELL	STAINLESS STEEL	Ni:50u"Min Plated	1PCS
1	TERMINALI HOUSING	HIGH TEMPERATURE PLASTIC	LCP BLACK/CONTACT:Au:3u"Min Ni base50u"Min	2PCS

PART NO.: 8001M-2400010-X

SERISE: TYPE C

PLUG

serial number

Variabler

产品图 PRODUCT CHART DWG			
公差一览表 TOLERANCE UNLESS OTHERWISE			
X.	±0.30	X°.	±5°
.X	±0.25	.X°	±2°
.XX	±0.30	.XX°	±1°
.XXX	±0.15	.XXX°	±0.5°

深圳市鑫风雷电子有限公司
Shenzhen xinfenglei Electronics Co., Ltd

单位 UNITS	MM	制图 DRAWING	王 冠	产品料号 PRODUCT PART NO.	8001M-2400010-X		
比例 SCALE	1:1	审核 CHKD	雷永健	产品名称 PRODUCT NO.	TYPE C 24P冲压公头180度SMT H=11.1 四支脚		
日期 DATE	2009/10/20	核准 APPD	雷永健	角法 VIEW		版本 VER	A0

THIS DRAWING IS THE PROPRIETARY TO XINFENGLEI ELECTRONIC CO.,LTD.AND SHOULD NOT BE USED WITHOUT WRITTEN PERMISSION

由 Autodesk 教育版产品制作