RoHS 客户图

目錄 MAPX	设变内容 MODIFICATION	日期 DATE
A0	NEW	09-10-20

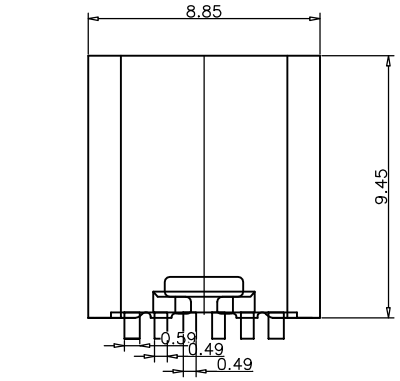

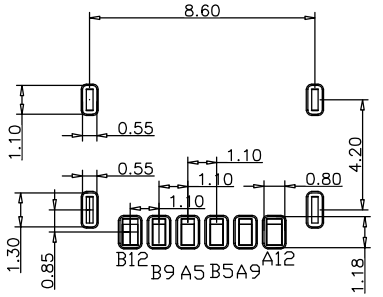

RECOMMEND P.C.B LAYOUT(COMPONENT SIDE)
TOLERANCE FOR PCB LAYOUT IS ±0.05

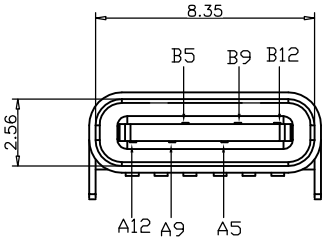

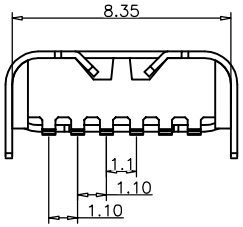

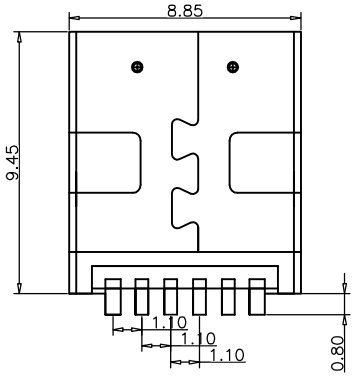

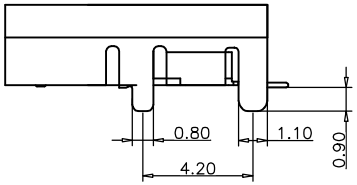

备注(NOTE):
1材质:
1.1胶芯：LCP UL94 V-0
1.2端子：C2680,T=0.2mm；镍底，镀金
1.3外壳：不锈钢201-H 表面镀镍
2.电气特性:
2.1.接触区：接触电阻40mΩ Max,允许10mΩ变化量. 测试条件:20mv，100mA下测量.
2.2.接触电流：3A VBUS引脚；1.25A用于GND引脚；其他引脚为0.25A.
2.3.额定电压：5V.
2.4.耐电电压：100VAC.
2.5.绝缘电阻：至少100兆欧 .
3.机械性能:
3.1.插入力：0.5-2.0Kg
3.2.拔出力：0.6-2.04Kg
3.3.插拔次数：5000次.
4.工作环境：-20℃ to +85℃.
5.耐焊接热：端子浸入250±5℃的锡槽中；历时3-5S±0.5Sec，沾锡面积95%以上
6.外观：部件可以承受以下焊接条件：温度250℃，时间8-10秒，外观无损坏变形
7.包装：编带，1000pcs一盘

PIN	SIGNAL NAME
B12	GND
B9	VBUS
B5	CC2
A5	CC1
A9	VBUS
A12	GND

PART NO.: 8001F-0600047-X
SERISE: TYPE C
Receptacle
serial number
Variabler

TABLE:

NO	PART	Q'TY	Material
1	SHELL	1	ZINC ALLOY,NI30u"Min PLATED
2	CONTACT	6	C2680,TIN80u"/Au1u"/NI30u" PLATED
3	1MD HOUSING	1	LCP UL94 V-0 BLACK
4	CAP	1	LCP UL94 V-0 BLACK
5	WATERPROOF RING	1	SILICONE UL94 V-0 BLACK

产品图
PRODUCT CHART DWG

公差一览表
TOLERANCE UNLESS OTHERWISE

X.	±0.30	X°.	±5°
.X	±0.25	.X°	±2°
.XX	±0.20	.XX°	±1°
.XXX	±0.15	.XXX°	±0.5°

深圳市鑫风雷电子有限公司
Shenzhen xinfenglei Electronics Co., Ltd

单位 UNITS	MM	制图 DRAWING	王冠 Wangguan	产品料号 PRODUCT PART NO.	8001F-0600047-X
比例 SCALE	1:1	审核 CHKD	雷永健 Leiyongjian	产品名称 PRODUCT NO.	TYPE C 6P母座板上型SMT L=9.45
日期 DATE	2009/10/20	核准 APPD	雷永健 Leiyongjian	联系方式 Mailbox/web	mailbox: sale1@xflconn.com www.xflconn.com

THIS DRAWING CONTAINS INFORMATION THAT IS PROPRIETARY TO XINFENGLEI ELECTRONIC CO.,LTD.AND SHOULD NOT BE USED WITHOUT WRITTEN PERMISSION

由 Autodesk 教育版产品制作