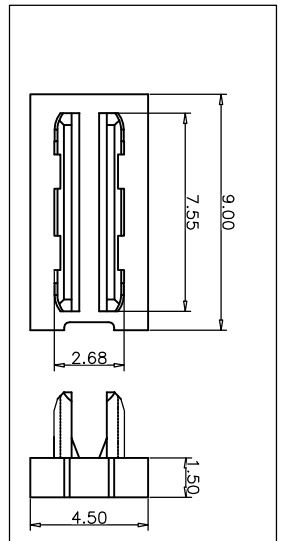
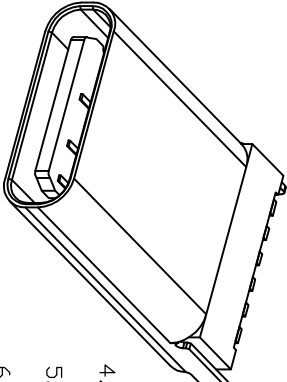
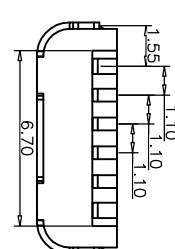
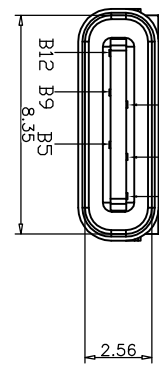
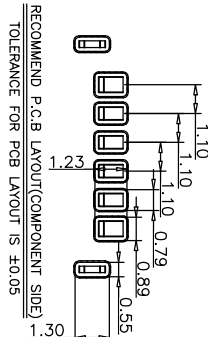
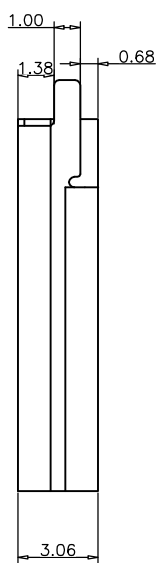
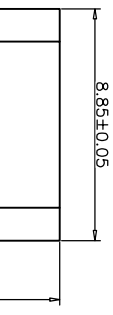


RoHS 客户图



B12	GND
B9	VBUS
B5	CC2
A5	CC1
A9	VBUS
A12	GND
PIN	SIGNAL NAME

- NOTES:
1. MATERIAL:
 - MOLDING: LCP UL94 V-0
 - CONTACT: COPPER ALLOY.
 - GOLD PLATED Min ON CONTACT AREA, 100u" Min TIN (LEAD FREE) ON SOLDER AREA, 50u" NICKEL PLATING OVER ALL.
 2. MECHANICAL:
 - INSERTION: 5~20N.
 - EXTRACTION: 8~20N AFTER TEST.
 - DURABILITY: 10000 CYCLES
 3. ELECTRICAL:
 - CURRENT: 5A FOR VBUS; 1.25A FOR GND PIN. 0.25A FOR OTHER.
 - VOLTAGE: 20 V MAX
 - WITHSTANDING VOLTAGE: 100V AC R.M.S.
 - CONTACT RESISTANCE: 40mΩ MAX.
 - INSULATION RESISTANCE: 100MΩ MIN.
 4. ENVIRONMENTAL TEMPERATURE RANGE -25°C ~ +85°C
 5. 尺寸标注事项: 图标有标注
 6. 产品为RoHS标准

PART NO: **8001F-0600035-B**
 SERISE: TYPE C
 Receptacle
 serial number
 Variables

TABLE:

NO	PART	QTY	Material
1	SHELL	1	ZINC ALLOY, NI30U Min PLATED
2	CONTACT	6	C2680, TIN80U"/Au1U"/NI30U" PLATED
3	IMD HOUSING	1	LCP UL94 V-0 BLACK
4	CAP	1	LCP UL94 V-0 BLACK
5	WATERPROOF RING	1	SILICONE UL94 V-0 BLACK

产品图

Product Chart DWG
公差一览表
TOLERANCE UNLESS OTHERWISE SPECIFIED

X	±0.30	X	±5°
X	±0.25	X	±2°
.XX	±0.20	.XX	±1°
.XXX	±0.15	.XXX	±0.5°

深圳市鑫风雷电子有限公司
 Shenzhen xinfenglei Electronics Co., Ltd

单位	MM	制图	王冠	产品料号	8001F-0600035-B
比例	1:1	审核	雷永健	产品名称	TYPE C 6P母座180度SMT H=14.2 脚长1.5
日期	2009/10/20	核准	雷永健	联系方式	mailto:sale@xfll.com www.xfll.com.com